

# MH 20 - 4 T Buggie K Series MH 25 - 4 T Buggie K Series



## Load capacity

at 500 mm load centre

MH 20 - 4 T Buggie .....2000 kg  
MH 25 - 4 T Buggie .....2500 kg



Standard lifting height .....3.30 m



## Tyres

Front .....280/80 R20 XMCL  
Rear .....27.10 - 12 IC 30 14 PR



## Forks (mm)

Length .....1100  
Width x thickness .....100 x 40  
Maximum space between forks .....1260



## Hydraulic brakes



## Kubota Turbo engine (EURO III)

Type .....V2403-M-T- E3B  
(Interim Tier 4/Stage III A)  
Capacity .....4 cyl. 2434 cm<sup>3</sup>  
Power (ISO TR 14396) .....60 HP/44 kW  
Maximum torque : .....165 Nm at 1600 tr/mn  
Direct injection  
Water cooling



## Transmission .....HYDROSTATIC REXROTH

Wheel drive .....4  
Electro-magnetic reversing shift  
Front hydraulic wheels .....Rexroth  
Rear hydraulic wheels .....Poclain  
Speeds forward/reverse .....1/1  
Maximum travel speed .....14 km/h  
Differential lock :  
Hydraulic flow division on the 4 wheels  
Travelling up a slope when unloaded:  
MH 20 .....52%  
MH 25 .....48%  
Travelling up a slope when loaded:  
MH 20 .....57%  
MH 25 .....50%



## Hydraulic system

Main pump (gear typ) :  
Steering pump .....125 bars/77 l/mn




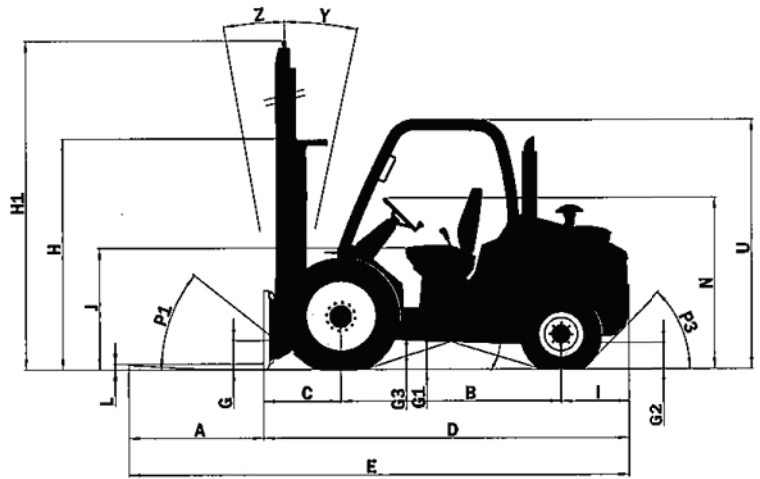
## Capacities

Cooling system .....10 l.  
Engine oil .....9.5 l.  
Hydrostatic transmission circuit .....95 l.  
Fuel tank .....73.5 l.

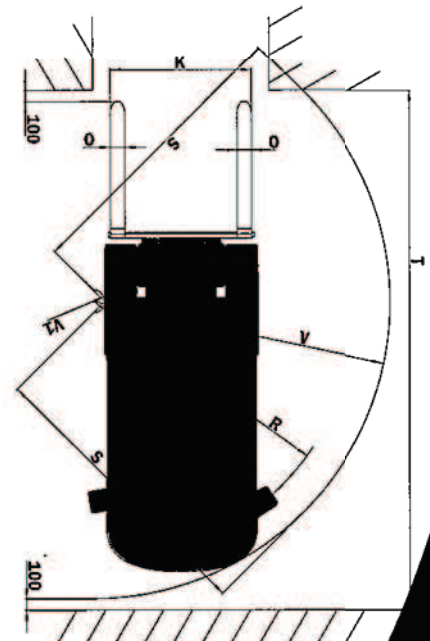


## Weight (with forks) :

MH 20 - 4 T .....4050 kg  
MH 25 - 4 T .....4350 kg  
Overall width .....1.45 m  
Overall height (mast lowered) .....1.99 m  
Overall length .....4.04 m  
Ground clearance .....260 mm



	MH 20-4T	MH 25-4 T
A	1100	1100
B	1800	1800
C	625	625
D	2945	2945
E	4045	4045
F	1160	1160
F1	1164	1164
G	265	265
G*	235	235
G1	260	260
G1*	260	260
G2	215	215
G2*	230	230
G3	270	270
H	1835	1835
H*	1945	1945
H1	4070	4070
H1*	4469	4469
I	520	520
J	1025	1025
K	1260	1260
L	40	40
N	1450	1450
O	100	100
P1	49.5°	49.5°
P2	40.5°	40.5°
P3	44°	44°
R	3045	3045
S	2500	2500
T	5090	5090
U	1990	1990
V	3265	3265
V1	1080	1080
W	1450	1450
Y	12°	12°
Z	10°	10°



This publication in no way constitutes an offer and the company reserves the right to alter specification without prior notice.  
The MANITOU models presented in this brochure can be supplied complete with optional equipment attachments.

In mm  
G\* - G1\* - G2\* : en charge  
H - H1 - R : standard  
H\* - H1\* : option

