

TABLES

*REQUEST
FREE QUOTE*

In today's ever changing office environment the humble "table" is found in just about every room from lobby to warehouse. To help you find the appropriate table for your needs we organized our offering according to the areas of use: training areas, conference rooms, office and hospitality areas.



Training & Flex Meetings



Hospitality Areas



Conference Rooms



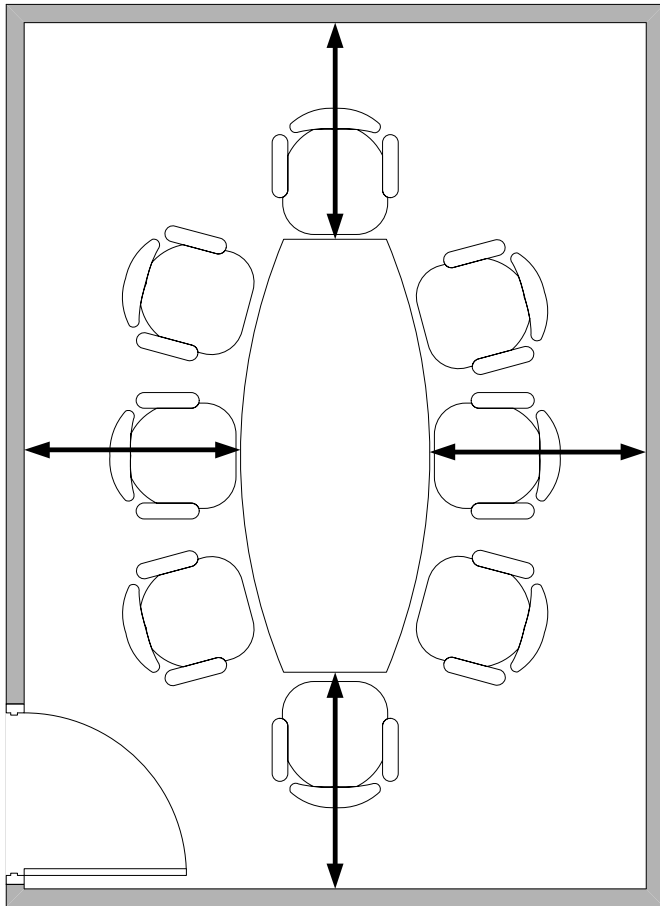
Offices & Small Meeting Rooms

Visit one of our convenient showrooms

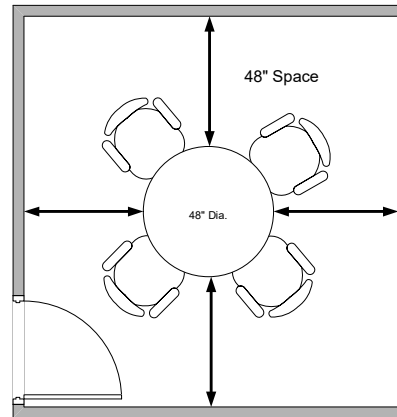
TABLES

REQUEST
FREE QUOTE

We're often asked "How big of a table can we get in our room?" Although there's no exact answer that covers every situation, there are some guidelines that professional space planners use and there are fire codes to comply with. Below are some guidelines that often help people plan their space limitations.



Allow four feet from the table's edge to the wall going all the way around the room. If you will have a buffet or presentation cabinet on a wall you may need to account for that too. This drawing shows average size chairs around a 42" wide boat shaped table.

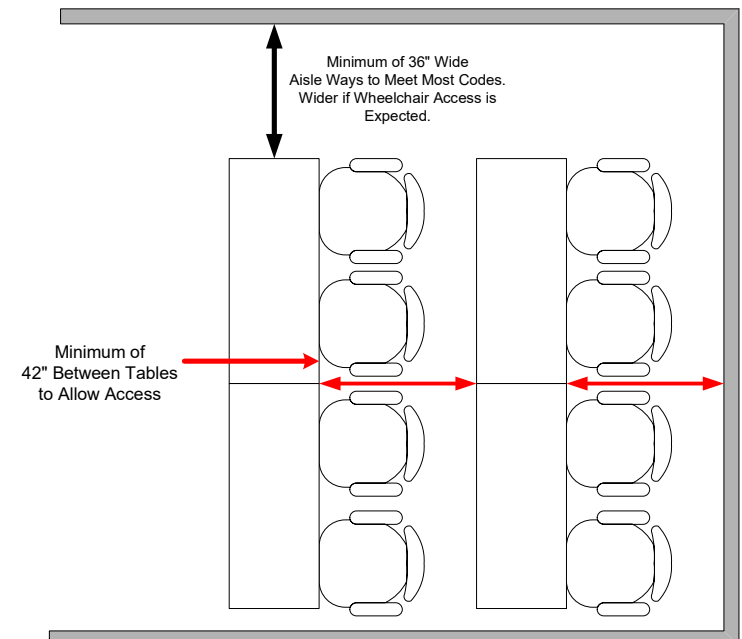


Small meeting rooms or a meeting area within an office space, should allow 48" from edge of table to the walls. Depending on how many chairs you intend to use will limit your space.

Ever been in an overcrowded class room environment?
Nobody is comfortable.

Usually we recommend that you have at least 42" from table to table which allows for people to sit, move in and out without causing disruptions.

Main aisle ways must be at least 36" wide to meet fire codes, 48" is preferred but only required if wheelchairs are expected.



TABLES - TRAINING

REQUEST
FREE QUOTE



RESIDE Series (Flip-top Nesting Tables)

Ideal for classroom, meeting and institutional applications.

These budget flip top tables provide flexibility and convenience at an outstanding price. Featuring a quick response lever and locking casters, these tables are designed so they may be nested together for easy storage and easy movement from room to room.

These table frames are available in your choice of Silver or Black. Tops are available in our standard eight finishes.




ABIDE Series (Flip-top Nesting Tables)

Ideal for classroom, meeting and institutional applications.

The difference between the Abide and Reside tables is within the table chassis. These **heavy duty** flip top tables provide greater flexibility and convenience at an outstanding price. Featuring a quick response lever and locking casters, these tables are designed so they may be nested together for easy storage and easy movement from room to room.

These table frames are available in your choice of Titanium or Black. Tops are available in our standard eight finishes.



TABLES - TRAINING

*REQUEST
FREE QUOTE*



Offset Square Legs



Trapezoid Tops & T-legs



Round Post Legs & Tops



Breakout Series

This is our most versatile offering. Combine one of our standard color and size tops with a set of columns, legs or T-bases. Optional casters can be added. The tables can stand alone or be connected together with simple thumb-knob devices. Optional modesty panels can be added between the legs when needed. Tops feature our 3-mil Dura-Edge detailing which withstands considerable impacts.

*FREE
LAYOUT SERVICES*



Modesty Panel



T-leg

TABLES - TRAINING


**REQUEST
FREE QUOTE**



HINGED SERIES

These tables use a unique angular design of the legs to allow the table to nest easily, move easily and provide maximum leg room for the users. The chassis is available in your choice of Silver or White powder coat finishes. Our tops feature our exclusive 3-mil Dura-Edge to withstand blows to the edges.

Add modesty panels, cable managers, or plug-n-play electric underneath the surfaces if needed. The flip top action is easy to perform and firmly locks into position.



Shown espresso & white



Shown mahogany & white

Posi-lock system keeps you safe. Frames have a built-in bumper system to protect the tables when nested together or being transported.



Folding & Nesting Capabilities

TABLES - TRAINING

**REQUEST
FREE QUOTE**



HINGED SERIES WITH BEVELED EDGE TOPS

The beveled edge tops are unique in design and add a touch of flair to the room's décor. The beveled edge tops are currently available as shown to the right.

These tables use a unique angular design of the legs to allow the table to nest easily, move easily and provide maximum leg room for the users. The chassis is available in your choice of Silver or White powder coat finishes.

Add modesty panels, cable managers, or plug-n-play electric underneath the surfaces if needed. The flip top action is easy to perform and firmly locks into position.

**Visit one of our
convenient showrooms**

Free layout services



White/Modern Walnut
Top Edge Detail



Modern Walnut
Top Edge Detail

BASE & MODESTY PANEL COLORS IN STOCK:

White



Silver




FINISHES IN STOCK:

Modern Walnut



Espresso



White/Modern Walnut



White/Espresso



TABLES - CONFERENCE

REQUEST
FREE QUOTE



Free layout services

These are the common shapes of conference tables.
They can have a variety of bases supporting them.

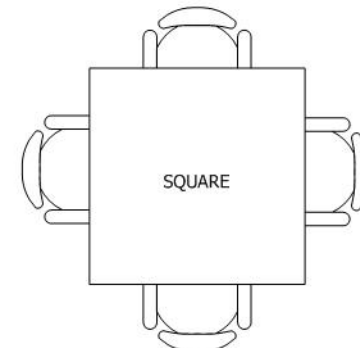
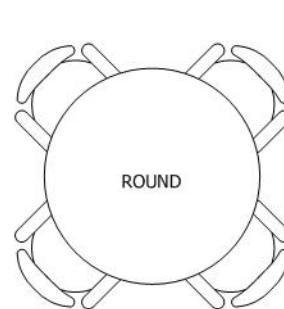
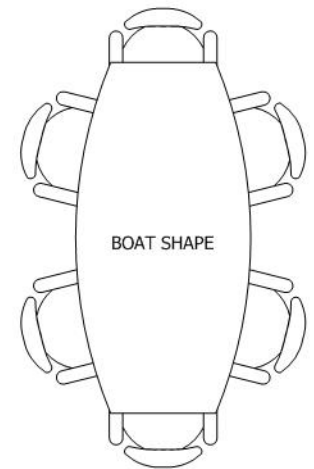
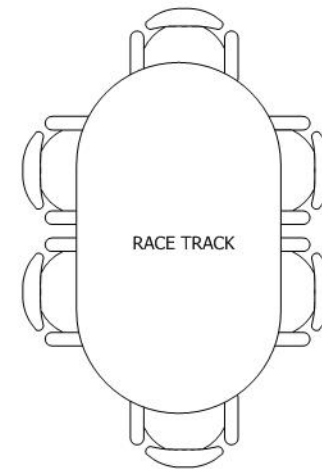
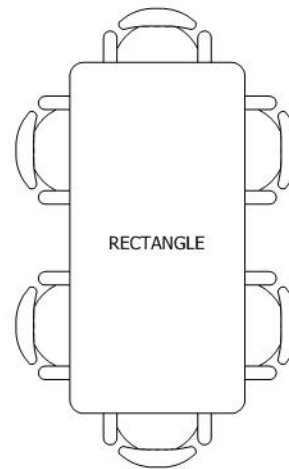
Layout Rule of Thumb

The question of how many chairs can comfortably fit around a table will depend on several factors:

- How big is the chair?
- Will people be swiveling left-to-right?
- How big is the table?

In general, for normal size chairs, we can use this rule of thumb for deciding the maximum chairs. **One chair for each "foot" of length or diameter.**

- So 8 chairs for an eight foot long table (one at each end).
- Or 4 chairs around a 4 foot diameter table or square table.



Allow 4 feet of space between the walls and the table to allow people to move past someone sitting in a chair.

TABLES - CONFERENCE

**REQUEST
FREE QUOTE**




OFC-PLCB16 16' LONG

Expandable Conference Collection

These are the same as our standard tables but with special construction to accommodate the extra lengths. This series offers several shapes and sizes ranging in 10, 12, 14, 16, 18, 20, 22, and 24 foot lengths.

Wire grommet covers are standard and come in either black or silver-tone finish to compliment the laminates. Power plug-in modules can be added for laptops, phones, projectors, etc.



Eight standard colors
All with 3-mil Dura-Edge for impact resistance.



OFC-PLC20 20' LONG


TABLES - CONFERENCE

*REQUEST
FREE QUOTE*



Our New Elliptical Base Series

These bases feature metal elliptical uprights with durable powder coat finishes. The bases have a specially designed wire management space to allow your cables to come in from the bottom, up through the base, and out under the table's top. Neat, clean and nobodies feet get tangled-up in wires.



Eight standard colors
All with 3-mil Dura-Edge for impact resistance.



***Visit one of our
convenient showrooms***

TABLES - CONFERENCE

*REQUEST
FREE QUOTE*



Slope Collection

These stylish vector leg assemblies come in your choice of powder coat White or Silver finishes. Seen to the left with a bevel edge top and silver vector legs.



This table shows a standard boat shaped top in white laminate with the white vector legs.

Board Base Conference Sets

Contemporary full metal bases with a brushed aluminum finish come on tables 8, 10, or 12' long.



*Visit one of our
convenient showrooms*

TABLES - CONFERENCE

*REQUEST
FREE QUOTE*

Frosted Glass Tops

Table tops are 1/2" thick frosted tempered glass for a stable feel. Metallic gray steel frames provide the stable foundation and have chrome circular pods for the glass supports. The table base feet pivot and adjust to handle uneven floors.

Available in two sizes: 72"L x 45"W x 29"H or 96"L x 45"W x 29"H



Glass Edge Details

TABLES - CONFERENCE

REQUEST
FREE QUOTE



INGOT CUBE BASE TABLES

The race track shaped tops are 1-1/2" thick with 3-mil color matched Tough Edge to protect the edges.

The cube base system features complete wire accessing from top to bottom located directly under the grommet covers. Wires can also pass from one cube to the other with optional horizontal wire managers or using simple wire ties.



48" x 48" Square table with cube base. Multiple units can be attached together to create longer rectangular tables.

Standard Height Tables



TABLES - CONFERENCE

*REQUEST
FREE QUOTE*



COUNTER HEIGHT TABLES *(Standing Tables)*

Some offices want a central meeting place but not a formal conference room. Whether you stand around these tables or use some stools, everyone can see what's going on and share the experience.

The table tops are 48" x 48" squares centered over the tall cube bases. In the **two left pictures** you see two tables joined together to form one 8' x 4' and 42" high.

Below is a rectangular flat edge top supported by two circular brushed aluminum bases.



TABLES - CONFERENCE

*REQUEST
FREE QUOTE*



ABBEY COLLECTION

Rich Mahogany finish on wood veneers with solid wood edges. This collection looks great in meeting rooms, executive offices or the board room.

Abby tables are available in your choice of 6', 8', 10', or 12' lengths. There's also a 48" round table and storage credenza available.

***Free consultation
in your office***



OFC-ABBY-6ft



OFC-ABBY-12ft

The 10 and 12 foot long tables have multiple bases as seen to the left.



OFC-ABBY-48

TABLES - CONFERENCE


*REQUEST
FREE QUOTE*

MODERN VENEER COLLECTION

This contemporary collection features wood veneers and solid wood edge banding. The polyester varnish finish helps retain color clarity and provides resistance to chemicals to prevent stains. The high gloss finish and fluted edge design make for a distinguished environment.



Cherry
(shown here)
or Mahogany finish



Fluted Edge Details

TABLES - MEETINGS

*REQUEST
FREE QUOTE*

MODERN VENEER COLLECTION MEETING TABLES

Choose drum cylinder base or X-base style. Tops feature the fluted edge detail.

Choose Cherry or Mahogany finish.



Fluted edge detail.

Solid wood edge banding the top's core, covered with hand selected wood veneers.



X—Base Tables
Available in 36", 42" or 48" diameter



Cylinder Base Tables
Available in 42" or 48" diameter
(Cylinder base is 25" diameter)

TABLES - MEETINGS


REQUEST
FREE QUOTE



OFFICE AREA MEETING TABLES

Every office needs an area for quick small meetings. Here are three popular ideas.

< Our Bleecker Street Café series offers a wide selection of table top sizes, colors and styles. Seen here with two brushed aluminum round plate bases.



To the **right** is our Slope series table with matching presentation cabinet on the wall. These are available in 30", 36", 42" or 48" diameters.

To the **left** is one of our OFC series laminate tables with an X-base. They're available in 36", 42" or 48" diameter tops.



TABLES - MEETINGS

REQUEST
FREE QUOTE

MULTIPLE SOLUTION TABLES

This durable line comes in a choice of Cherry tops on White frames, or Honey tops on Gray frames (seen here).

Utilitarian with eye-appealing design.



OFC-M719

43.25"Dia. X 29.5"H

OFC-M647 47.25"L x 23.5"W x 29.5"H

OFC-M659 (shown) 59"L x 23.5"W x 29.5"H

OFC-M671 71"L x 23.5"W x 29.5"H



OFC-M118

59"L x 39.5"W x 29.5"H

TABLES - HEIGHT ADJUSTABLE

REQUEST
FREE QUOTE

HEIGHT ADJUSTABLE TABLES

Some people like the concept of changing their work surface heights throughout the day but they don't want to make more work for themselves by doing it.

Our height adjustable tables are metal chain driven mechanisms incorporating dual pneumatic cylinders to make it easy to change heights to any fraction of an inch yet becomes a rigid table when it stops; no swaying or dropping like cheap brands do. If you're going to invest, do it right the first time. We'll show you how.


Try one in our convenient showrooms

We can take any of our work surfaces in any of our 8 stock colors and combine them with the appropriate size base assembly.

Have existing work surfaces to re-use?
We can do that too.



We can also do this for **corner work stations** using new tops or existing areas.



Our Café Series

Excellent mix and match capabilities with 8 laminate colors, multiple base styles, different height bases available in different shapes and finishes. Standard 26 size tops all with our durable 3-mil Dura-Edges for excellent impact resistance.



Our Café Series

Excellent mix and match capabilities with 8 laminate colors, multiple base styles, different height bases available in different shapes and finishes. Standard 26 size tops all with our durable 3-mil Dura-Edges for excellent impact resistance.

Visit one of our convenient showrooms



Cross table bases (*seen above*) come in two heights and your choice of Black powder coat or Chrome finishes.



Pedestal bases (*seen above*) come in two heights and your choice of round or square base plates.

TABLES - HOSPITALITY

REQUEST
FREE QUOTE



Café Height Tables

People sometimes refer to these as stand-up or bar height tables. At 42" height they work well with stools of all sizes. Round, square or rectangular tops.



Free layout services





This patented base design allows the tables to nest together as seen above.

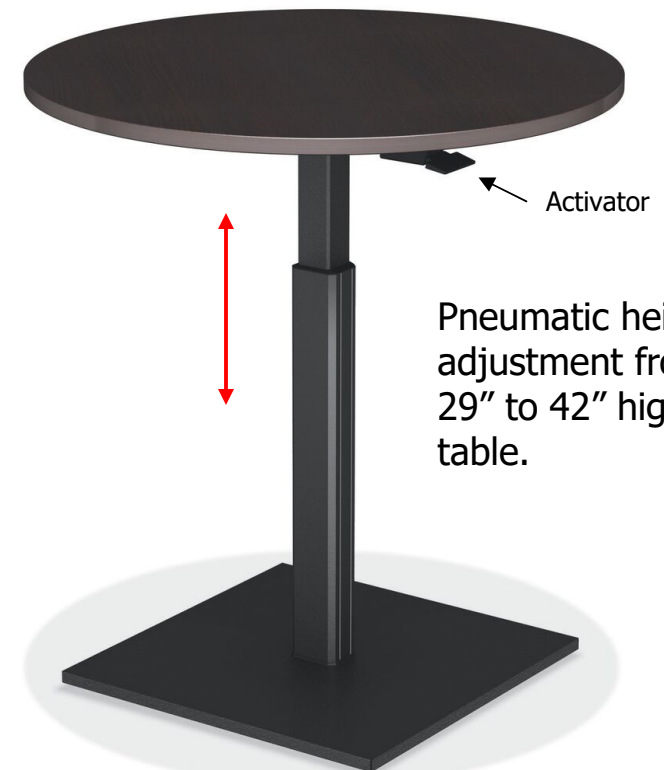
The flip latch is at the top of the base's column to prevent accidental tipping by hitting it with a knee.

Polished aluminum finish only.
Tops on any of or 8 standard finishes.

Café Nesting and Adjustable Height Tables

Our nesting tables have a mechanism that allows them to flip up and with our patented base design they nest close together for storage. These bases are in Polished Aluminum with a protective clear coat finish.

Our pneumatic height adjustable table base can have either round or square tops attached. This base comes in a durable Black powder coat finish.



Pneumatic height adjustment from 29" to 42" high table.

TABLES - HOSPITALITY

**REQUEST
FREE QUOTE**

COMMERCIAL GRADE BLOW-MOLDED FOLDING TABLES

Strong, durable and light weight tables compared to old fashion wood or particle board tables. These are 40% lighter than typical wooden tables. This durable plastic will not chip, crack or warp. The surfaces are stain resistant and they can be used outdoors. Structural frames are molded into the table top and completely incased by the plastic.

The metal tubular frames are powder coat finished for best-in-class durability. The design is so rugged that it meets or exceeds the industries' BIFMA and MTL testing standards. Posi-lock mechanisms prevent accidental collapse because the legs are locked into position until you intentionally unlock them with your hands.

Bulk Pricing is Available (12 or More)



OFC-FBM3096
30"W X 96"L

OFC-FBM2448
24"W x 48"L



RECTANGULAR TABLES

18"W x 72"L x 29"H 28 lbs
24"W x 48"L x 29"H 21 lbs
30"W x 60"L x 29"H 30 lbs
30"W x 72"L x 29"H 36 lbs
30"W x 96"L x 29"H 49 lbs



OFC-FBM71R
71"Dia. X 29"H

ROUND TABLES

48" Dia. X 29"H 33 lbs
60" Dia. X 29"H 49 lbs
71" Dia. X 29"H 75 lbs

**TRANSPORT CARTS FOR RECTANGULAR
& ROUND TABLES ARE AVAILABLE**



Rectangle Table Cart