



The Grayling Society

Newsletter

Area 8 January 2021 (No. 53)

THOUGHT FOR THE MONTH

“Let us all have a happy, prosperous safe and a healthy new year”

News From the Front

WE ARE ONCE AGAIN IN A LOCKDOWN SITUATION FOR AT LEAST 6 WEEKS.

What implications this Lockdown will have we are yet to fully understand, but only essential shops will be open which may not include all fishing tackle shops. Some fishing tackle shops will be operating an internet/ telephone orders only system and the existing companies who operate this system will I am sure be business as usual.


We now know via the Angling Trust notifying fishing clubs etc that as from the 6th of January fishing has been banned by the government due to the Corvid “lockdown” until further notice.

Ps No sooner have I said fishing is band until further notice, this government have done their usual when their decisions have been questioned, they have made a “U” turn and according to the Angling Trust we can once again get our rods out and go fishing !!!!!!!

Obituary

Dr Hugo Martel our Representative in Belgium for many years passed away in December 2020. He was a much travelled Angler and some of you may have met him at our symposiums but will have read his articles in “Grayling”.

He was also made a valuable contribution in Paul Morgan’s book “The Lady of the Stream”



A fuller obituary will appear in the spring issue of “Grayling”

New Shop



Some of you may have already visited, but Orvis have opened a new shop across the road from the old one (The Old Town Hall). The new shop on two floors and is more spacious, with a dedicated fly tying table (Dedicated to Alisdair Duncan) to be used for fly tying demonstrations



Cont;



There is the usual selection of first class tackle, fly tying material and clothing for all occasions, including a room for accessories for that pampered pooch



Sadly if you have not already visited the shop, you will have to wait a while, because of Lockdown, Marie has had to close for the duration.

For you budding Photographers

We have decided to set a little photographic competition for you all. The prize for the winning photo chosen by Hilary and myself will be a £20.00 gift voucher to be spent on fishing items at Orvis Bakewell (When open again)

The subject for your photographs will be Grayling related. (please remember the "Keep them wet" rule and no lifting of dorsal fins please.

Entries to be sent to Hilary no later than **5th of February**, along with a little information ie size, where caught, method used and of course your name.

Send to: hilary.langan@gmail.com

Zoom meeting

Following the successful December meeting we were planning another this month (January) but because of circumstances beyond our control we have decided to try for a date in February. If you are interested in the zoom meeting when arranged please contact Hilary

hilary.langan@gmail.com

We will of course email details to members when things have been arranged.

Catch Returns

This month catch returns on our area were well and truly down, with only two recorded. This could have been because of river conditions or Tier 4 in Derbyshire and tier 3 in Yorkshire making travel problematic. I am not expecting any more reports for the time being because of the national Lockdown and the banning of all angling activities by the government.

Date	River	Fishery/Club	Gray-	Gray-	Gray-
			ling	ling	ling
			under 150m	150 - 300m	over 300m
30/12/20	Wye	Peacock	1	1	1
1/12/20	Dove	Derby Railway	5	8	4

Brian

Fly Tiers Corner

No 4



Adams

John Roberts in his book "A guide to River Trout Flies" describes the fly thus; "*The Adams is probably North America's most popular fly pattern. It has spawned a score of variants since its creation by Leonard Halliday in 1922. It is reckoned by some to imitate sedges, up winged, stoneflies and midges. It has become quite popular on English rivers because of its nondescript dressing and excellent dun silhouette and is a useful olive imitation on our streams*"

This is yet another variant of the fly using as near as possible the original materials.

Materials

Hook; Partridge SUD Ideal Dry #14
Thread; Unithread 8/0 Dark Brown
Tail; Coq de Lion PP004 (Flor De Escoba)
Body; Mole (Lightly dubbed and twisted in a dubbing loop To give durability and a fine body.)
Post; White antron but can be any colour of choice.
Hackles; Red Game and Grizzle (A well marked Cree can be a useful substitute instead of using Red Game and Grizzle)

Method

- 1 Wind the thread from the eye down the hook about half way, then wind the thread back to about 2 mm from the eye.
- 2 Lift in the Antron for the post, make 2 or 3 turns either side of the post, then wind the thread 2 mm up the post. Cut the post to the approximate length required.
- 3 Tie in the Grizzle hackle first and bind in up the post 2 mm. do the same then with the Red Game hackle.
- 4 Catch in the tail and bind down to the bend of the hook, take one turn under the tail fibres to spread them and make 2 more turns to fix the tail.

Cont;

- 5 Lightly dub on the mole fur to the thread, form a loop, and twist the threads to form a fine dubbed rope. Wind the rope up the body forming a small thorax, wind the rest of the rope up to the hook eye and whip finish.
- 6 Turn the fly in the vice on its side and re attach the thread to the base of the post.
- 7 Wind the Red Game hackle down the post for 2 turns and tie off.
- 8 Wind the Grizzle hackle through the Red Game hackle 2 or 3 turns and tie off.
- 9 Cut of the excess hackles and whip finish around the base of the post.
- 10 Cut the post to the required length.

Coq De Lion Feathers

I have managed to acquire a small stock of quality Coq de Lion feathers direct from the breeder. There are 7 colours in the range which can be used primarily for Sedge wings and Dry fly tails but if you have other uses for them please let me know as I would be very interested to try them out.



**PP001
RUBIO**



**PP002
CORZUNO**



**PP004
FLOR De ESCOBA**



**PP003
ENCENDIDO**



**PP005
MEDIO**



**PP006
OSCURO**



**PP007
SARIOSO**

Cont;

There are 12 quality feathers in each pack, each pack of 12 feathers will cost £8.00 including postage, but 50p from the sale of each pack will be donated to the funds of Area 8. Although small the 50p will help us to be able to run our events when the Covid 19 situation is resolved and we can get back to normal.

If interested please contact me by email;

yorkshire_pudd@hotmail.com

or Phone 07711 905776


Payment will be by Paypal (Friends and Family) please (Paypal account details Yorkshire_pudd@hotmail.com

Brian

For the Reel enthusiast.

As some of you will know I am an enthusiast of centrepin reels, what is less known I have a small collection of J.W.Young reels, centrepin, fly and Fixed spool reels. I found this book a little while ago. It not only gives the history of the company but tells about the full range of reels they have made in recent years and also reels they have made for other well known tackle companies such as Allcocks, Hardy and Orvis.

Although the book was first published by Medlar press in 2009 it can still be purchased, not cheap a but sought after book, a very good and informative read.



Brian

Friends of Area 8



The Willows Business Park,
Near Bank, Shelley,
Huddersfield HD8 8LU
Tel/Fax: 01484 600555
Email: info@flyonlyonline.co.uk
www.flyonlyonline.co.uk

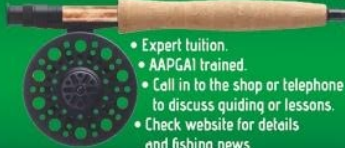
Friends of Area 8



Orvis Bakewell
Old Town Hall
Bakewell
DE45 1DZ
Tel: 01629 810226

Bakewell Fly Fishing Shop

3a Hebden Court, Bakewell,
Derbyshire, DE45 1EE



- Expert tuition.
- AAPGAI trained.
- Call in to the shop or telephone to discuss guiding or lessons.
- Check website for details and fishing news.

The delight of casting a dry fly gently in lovely surroundings and watch the fish rising in the clear water of the Derbyshire Wye.

01629 813531 - www.bakewellflyfishing.com - Tuition, Guiding fly fishing & tying sundries



111 Dudwell Ln, Halifax HX3 0SS.
Chris Eastwood 01422 322954
lathkill.com
Order by phone or internet



Croft House, 8 Croft Field, Silsden, Keighley
BD20 0NA
Phil Holding on 01535 657479
www.flytyingboutique.com
Order by phone or internet

Grayling Fishers DVD library

Grayling Fishers evening with Philip White A.P.G.A.I.



© Grayling Fishers 2012

Philip White's fly tying demonstration on the 8th November 2012 for the Grayling Fishers evening.

Grayling Fishers evening with Stuart Crofts



© Grayling Fishers 2014

Stuart Crofts fly tying demonstration on the 15th October 2013 for the Grayling Fishers evening.

Price £6.50 + p&p
Cheques made out to
Grayling Society Area 8

For details contact :

Brian 07711 905776

or

Hilary 07920 013361

STOP THE SPREAD



Are you unknowingly spreading invasive species on your water sports equipment and clothing?

Invasive species can affect fish and other wildlife, restrict navigation, clog up propellers and be costly to manage. You can help protect the water sports you love by following three simple steps when you leave the water.



Check your equipment and clothing for live organisms - particularly in areas that are damp or hard to inspect.



Clean and wash all equipment, footwear and clothing thoroughly.

If you do come across any organisms, leave them at the water body where you found them.



Dry all equipment and clothing - some species can live for many days in moist conditions.

Make sure you don't transfer water elsewhere.

For more information go to www.direct.gov.uk and search for Check Clean Dry



CORMORANT WATCH



Seen a cormorant or goosander?

Please help us by recording sightings to persuade governments to increase the number of licences to shoot these highly damaging birds



Report sightings online at
www.cormorantwatch.com



Show your support and help spread awareness of this issue by downloading this poster from www.anglingtrust.net/cormorants

Produced with the support of...



Join today at www.anglingtrust.net or 0343 5077 006



Scan the code

RECYCLE YOUR FISHING LINE

What has this got to do with line recycling?

The amount of line UK anglers send to landfill or incineration every year would reach to the moon.

384,400 km

How do I recycle my fishing line?

Step 1

To find out where your local recycling point is you have two options;

Visit the Anglers National Line Recycling Scheme Facebook page where you will find a list of all participating shops/venues.

Visit our website www.anglers-nlrs.co.uk

Step 2

Keep your old monofilament and braid separate and take it along to your chosen recycling point. The shop may have separate bins for braid and mono but if they have a single bin please keep the braid bagged and place this in the bin.

Step 3

No recycling points near by? You can post it to us via ANLRS, c/o Tools n Tackle, 11 Bridge St, Newhaven BN9 9PH.

How is it recycled?

The waste line is sent to a recycling processor that returns it to a useable material. Recycled nylon is currently used to make traffic cones, wetsuits and sports clothing.



"Something the whole of angling can agree on"



For more information visit: www.anglers-nlrs.co.uk

Founded by LISA in association with GGGI. Flyer sponsored by Lee Valley Regional Park Authority

