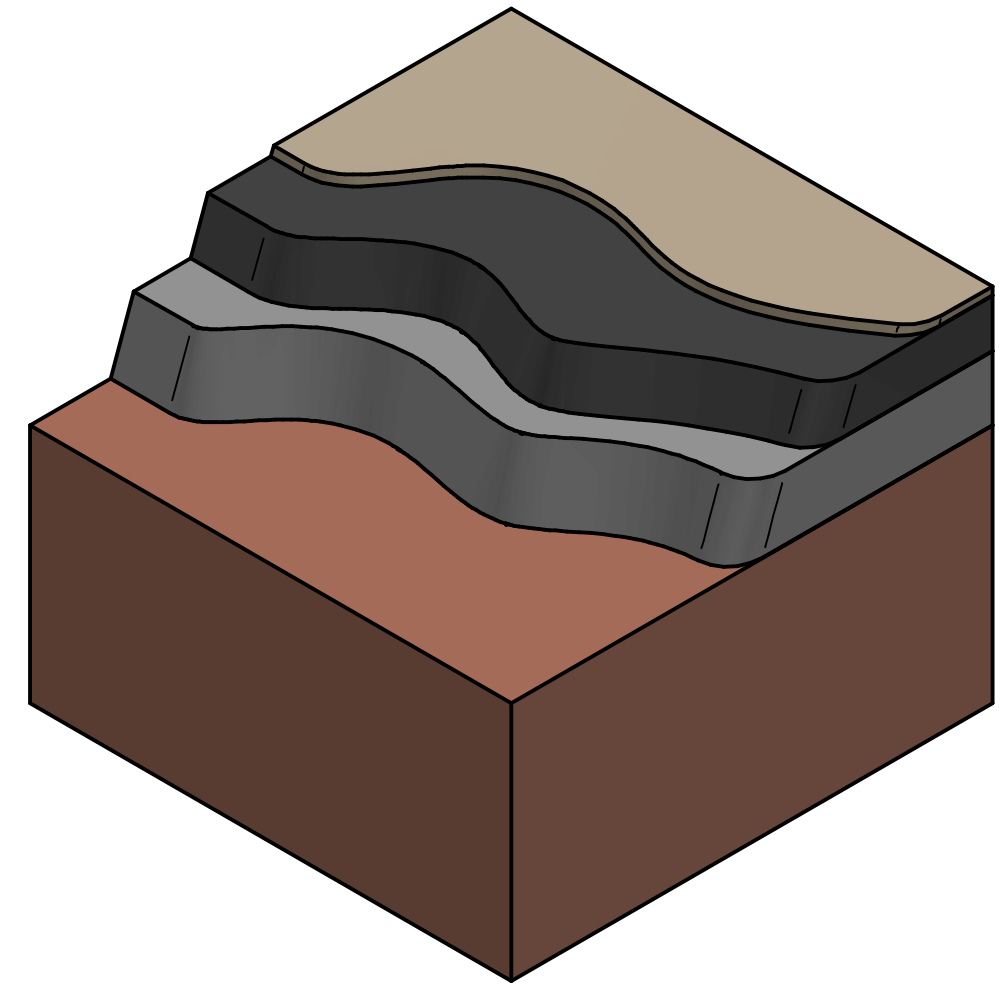



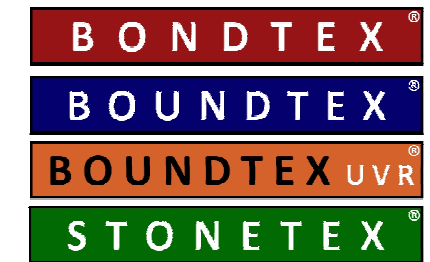
The information below does not constitute an architectural specification and so, is provided in good faith. We advise contacting a suitably qualified architect to verify specification for a particular project prior to commencing. Clients wishing to build or extend driveway, parking bay or pedestrian path using asphalt or concrete can use the information provided as a guide only.

REVISION HISTORY			
REV	DESCRIPTION	DATE	APPROVED



- 5mm Resin Bonded Gravel
- 30-50mm of Well compacted AC6 Wearing Course Asphalt Minimum Fall 1.0%
- 40mm of Well compacted Base Course Asphalt Minimum Fall 1.0%
- 100-200mm Compacted Type 1 Minimum Fall 1.0%

AquaPave
Water Permeable Paving



	NAME	DATE	RBSG Materials Unit 2, Brook House, Larkfield Trading Estate, New Hythe Lane, Larkfield, Kent ME20 6SW Tel: +44 (0)1732 845007 Internet: www.resinbondedsurfaces.co.uk E-mail: mail@resinbondedsurfaces.co.uk		
DRAWN	Adrian White	20/12/2014			
CHECKED					
ENG APPR					
MGR APPR			TITLE BondTex Installation Guide Domestic Drive (Not Permeable)		
UNLESS OTHERWISE SPECIFIED DIMENSIONS ARE IN MILLIMETERS ANGLES ±X.X° 2 PL ±X.XX 3 PL ±X.XXX			SIZE A3	DWG NO RBS-120427-DFT-004	REV A
			FILENAME: Bondtex_Domestic_Drive.dft		
SCALE:		WEIGHT:		SHEET 1 OF 1	