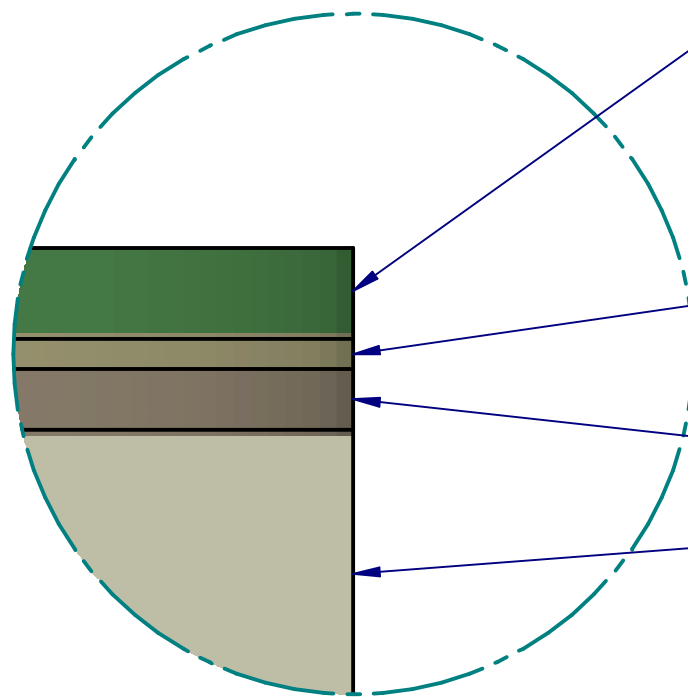
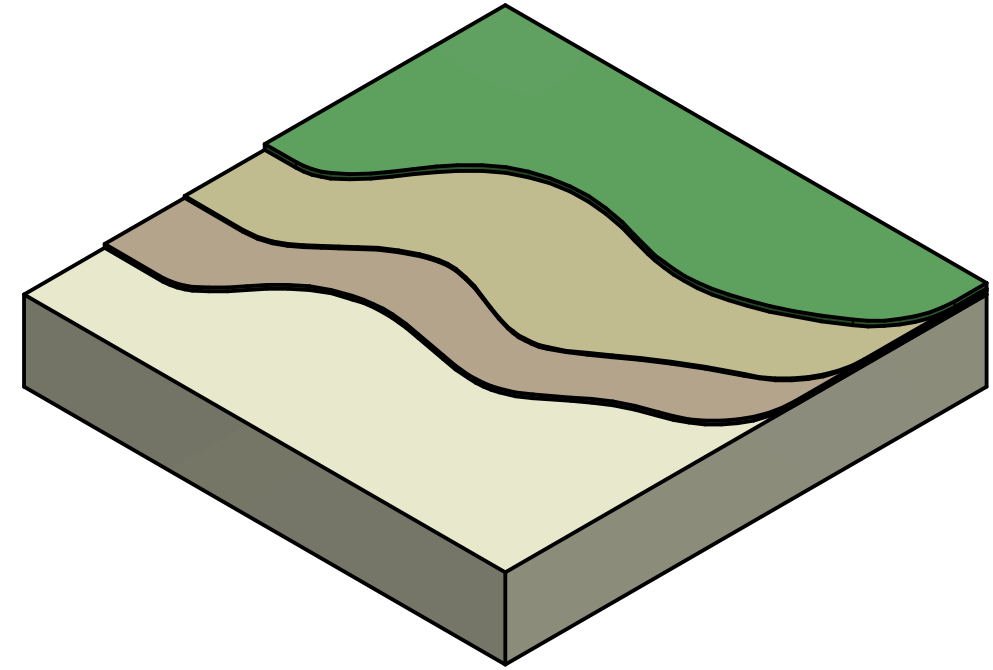
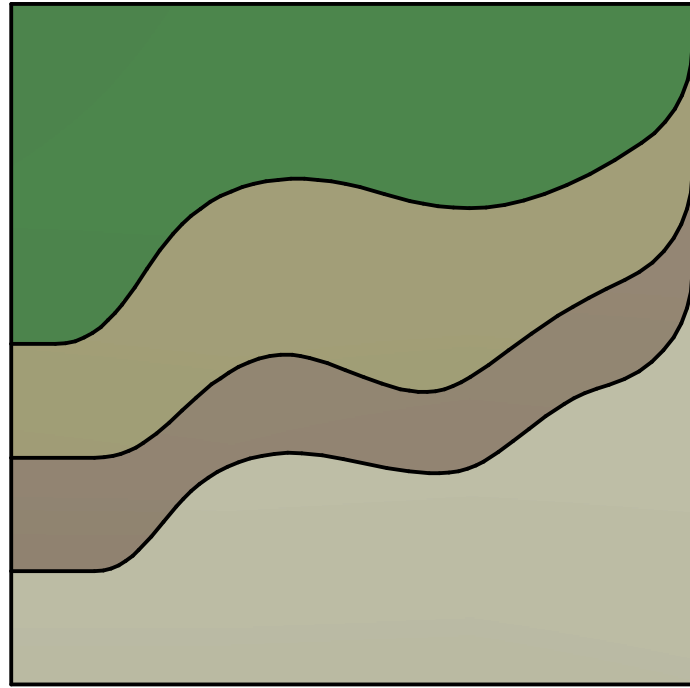


The information below does not constitute an architectural specification and so, is provided in good faith. We advise contacting a suitably qualified architect to verify specification for a particular project prior to commencing. Clients wishing to build or extend driveway, parking bay or pedestrian path using asphalt or concrete can use the information provided as a guide only.

REVISION HISTORY			
REV	DESCRIPTION	DATE	APPROVED



2 - 3mm StoneTex
Gravel Options:
- Natural,
- Colour-coated Glass or Quartz
- Marble

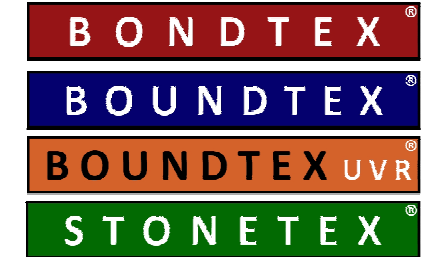
1mm Quartz Sand

StoneTex Primer

Base Floor
E.G. Concrete Screed

DETAIL A

AquaPave[®]
WaterPermeable Paving



	NAME	DATE	RBSG Materials Unit 2, Brook House, Larkfield Trading Estate, New Hythe Lane, Larkfield, Kent ME20 6SW Tel: +44 (0)11 732 845007 Internet: www.resinbondedsurfaces.co.uk E-mail: mail@resinbondedsurfaces.co.uk	
DRAWN	Adrian White	16/01/2015	TITLE StoneTex Installation Guide StoneTex Stone Carpet	
CHECKED			SIZE A3	DWG NO RBS-150116-DFT-001
ENG APPR			SCALE:	REV Prov.
MGR APPR			FILENAME: StoneTex_Stone_Carpet.dft	WEIGHT:
UNLESS OTHERWISE SPECIFIED DIMENSIONS ARE IN MILLIMETERS ANGLES ±X.X° 2 PL ±X.XX 3 PL ±X.XXX			SHEET 1 OF 1	