MASERATI	MOTORE 4V: DISTRIBUZIONE	4V ENGINE: TIMING	TAVOLA DRAWING 7

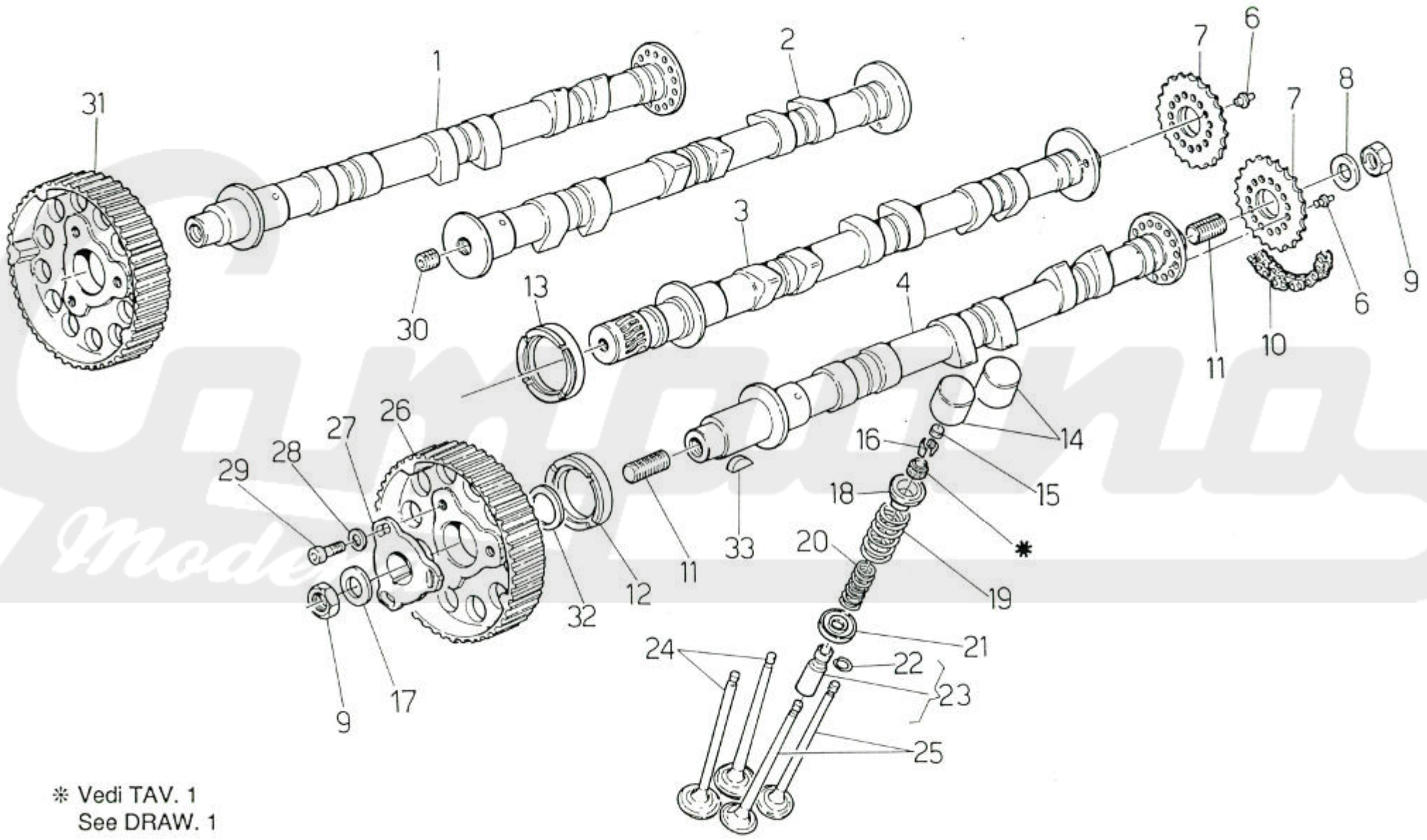

* Vedi TAV. 1
See DRAW. 1

MASERATI

COUPÉ 1991

MOTORE 4V: DISTRIBUZIONE | 4V ENGINE: TIMING | TAVOLA DRAWING 7

78	77	68	67	59	58	62	52	53	POS N.	N. COD. CODE No.	Q.TA Q.TY	DENOMINAZIONE	DESCRIPTION
						●	●	●	—	310253062	1	**KIT CATENE DISTRIBUZIONE**	**TIMING SYSTEM CHAINS SET**
						●	●	●	1	311053116	1	Albero a camme scarico T. Dx. cpl.	Complete R.H. exhaust camshaft
						●	●	●	2	311053118	1	Albero a camme aspir. T. Dx. cpl.	Complete R.H. inlet camshaft
						●	●	●	3	311053117	1	Albero a camme aspir. T. Sx. cpl.	Complete L.H. inlet camshaft
						●	●	●	4	311053115	1	Albero a camme scarico T. Sx. cpl.	Complete L.H. exhaust camshaft
						●	●	●	6 •	311053308	4	Grano	Dowel
						●	●	●	7 •	311053450	4	Pignone	Pinion
						●	●	●	8 •	311053405	4	Rondella	Washer
						●	●	●	9	311053393	6	Dado	Nut
						●	●	●	10 •	311053377	2	Catena com. camme	Cam control chain
						●	●	●	11	311053380	6	Prigioniero 311053402	Stud bolt
						●	●	●	12	311053304	3	Anello di centraggio	Centering ring
						●	●	●	13	311053305	1	Anello di centr. cop. Sx.	R.H. cover centering ring
						●	●	●	14	311053330	24	Bicchierino com. valvole	Valves control bowl
						●	●	●		310620336	24	Pastiglia gioco valv. 2,850	Valve adjusting pin
						●	●	●		310620337	24	Pastiglia gioco valv. 2,900	Valve adjusting pin
						●	●	●		310620338	24	Pastiglia gioco valv. 2,950	Valve adjusting pin
						●	●	●		310620339	24	Pastiglia gioco valv. 3,000	Valve adjusting pin
						●	●	●		310620340	24	Pastiglia gioco valv. 3,050	Valve adjusting pin
						●	●	●		310620341	24	Pastiglia gioco valv. 3,100	Valve adjusting pin
						●	●	●		310620342	24	Pastiglia gioco valv. 3,150	Valve adjusting pin
						●	●	●		310620343	24	Pastiglia gioco valv. 3,200	Valve adjusting pin
						●	●	●		310620344	24	Pastiglia gioco valv. 3,250	Valve adjusting pin
						●	●	●		310620345	24	Pastiglia gioco valv. 3,300	Valve adjusting pin
						●	●	●		310620346	24	Pastiglia gioco valv. 3,350	Valve adjusting pin
						●	●	●	15	310620347	24	Pastiglia gioco valv. 3,400	Valve adjusting pin
						●	●	●		310620348	24	Pastiglia gioco valv. 3,450	Valve adjusting pin
						●	●	●		310620349	24	Pastiglia gioco valv. 3,500	Valve adjusting pin
						●	●	●		310620350	24	Pastiglia gioco valv. 3,550	Valve adjusting pin
						●	●	●		310620351	24	Pastiglia gioco valv. 3,600	Valve adjusting pin
						●	●	●		310620352	24	Pastiglia gioco valv. 4,000	Valve adjusting pin
						●	●	●		310620373	24	Pastiglia gioco valv. 3,650	Valve adjusting pin
						●	●	●		310620374	24	Pastiglia gioco valv. 3,700	Valve adjusting pin
						●	●	●		310620375	24	Pastiglia gioco valv. 3,750	Valve adjusting pin
						●	●	●		310620376	24	Pastiglia gioco valv. 3,800	Valve adjusting pin
						●	●	●		310620377	24	Pastiglia gioco valv. 3,850	Valve adjusting pin

MASERATI

COUPÉ 1991

78	77	68	67	59	58	62	52	53	POS N.	N. COD. CODE No.	Q.TA Q.TY	DENOMINAZIONE	DESCRIPTION
						●	●	●		310620378	24	Pastiglia gioco valv. 3,900	Valve adjusting pin
						●	●	●		310620379	24	Pastiglia gioco valv. 3,950	Valve adjusting pin
						●	●	●		310620380	24	Pastiglia gioco valv. 2,125	Valve adjusting pin
						●	●	●		310620381	24	Pastiglia gioco valv. 2,175	Valve adjusting pin
						●	●	●		310620382	24	Pastiglia gioco valv. 2,225	Valve adjusting pin
						●	●	●		310620383	24	Pastiglia gioco valv. 2,275	Valve adjusting pin
						●	●	●		310620344	24	Pastiglia gioco valv. 3,250	Valve adjusting pin
						●	●	●		310620384	24	Pastiglia gioco valv. 2,325	Valve adjusting pin
						●	●	●		310620385	24	Pastiglia gioco valv. 2,375	Valve adjusting pin
						●	●	●		310620386	24	Pastiglia gioco valv. 2,425	Valve adjusting pin
						●	●	●		310620387	24	Pastiglia gioco valv. 2,475	Valve adjusting pin
						●	●	●		310620388	24	Pastiglia gioco valv. 2,525	Valve adjusting pin
						●	●	●		310620389	24	Pastiglia gioco valv. 2,575	Valve adjusting pin
						●	●	●		310620390	24	Pastiglia gioco valv. 2,625	Valve adjusting pin
						●	●	●		310620391	24	Pastiglia gioco valv. 2,675	Valve adjusting pin
						●	●	●	15	310620392	24	Pastiglia gioco valv. 2,725	Valve adjusting pin
						●	●	●		310620393	24	Pastiglia gioco valv. 2,775	Valve adjusting pin
						●	●	●		310620394	24	Pastiglia gioco valv. 2,825	Valve adjusting pin
						●	●	●		310620395	24	Pastiglia gioco valv. 2,875	Valve adjusting pin
						●	●	●		310620396	24	Pastiglia gioco valv. 2,925	Valve adjusting pin
						●	●	●		310620397	24	Pastiglia gioco valv. 2,975	Valve adjusting pin
						●	●	●		310620398	24	Pastiglia gioco valv. 3,025	Valve adjusting pin
						●	●	●		310620399	24	Pastiglia gioco valv. 3,075	Valve adjusting pin
						●	●	●		310620400	24	Pastiglia gioco valv. 3,125	Valve adjusting pin
						●	●	●		310620401	24	Pastiglia gioco valv. 3,175	Valve adjusting pin
						●	●	●		310620402	24	Pastiglia gioco valv. 3,225	Valve adjusting pin
						●	●	●		310620403	24	Pastiglia gioco valv. 3,275	Valve adjusting pin
						●	●	●		310620404	24	Pastiglia gioco valv. 3,325	Valve adjusting pin
						●	●	●		310620405	24	Pastiglia gioco valv. 3,375	Valve adjusting pin
						●	●	●	16	310620456	48	Semicono per valvole	Half cone for valves
						●	●	●	17	312453314	2	Rondella	Washer
						●	●	●	18	310653454	24	Piattello sup.	Upper plate
						●	●	●	19	310653356	24	Molla valvola est.	External valve spring
						●	●	●	20	310653358	24	Molla valvola int.	Internal valve spring
						●	●	●	21	310653361	24	Piattello inf.	Lower plate
						●	●	●	22	310620314	24	Anello d'arresto	Stop ring

MOTORE 4V: DISTRIBUZIONE

4V ENGINE: TIMING

TAVOLA DRAWING 7

MASERATI

COUPÉ 1991

MOTORE 4V: DISTRIBUZIONE | 4V ENGINE: TIMING | TAVOLA DRAWING 7

78	77	68	67	59	58	62	52	53	POS N.	N. COD. CODE No.	Q.TA Q.TY	DENOMINAZIONE	DESCRIPTION
						●	●			490007000	12	Guida valvola scarico con anello	Exhaust valve guide with ring
								●	23	310653011	12	Guida valvola scarico con anello	Exhaust valve guide with ring
						●	●	●		310653010	12	Guida valvola aspirazione con anello	Inlet valve guide with ring
						●	●	●	24	310653451	12	Valvola aspirazione	Inlet valve
								●	25	310653455	12	Valvola scarico	Exhaust valve
						●	●			477032000	12	Valvola scarico	Exhaust valve
						●	●	●	26	311053301	1	Puleggia Sx. distribuzione	L.H. timing pulley
						●	●	●	27	311053375	2	Flangia	Flange
						●	●	●	28	312220411	2	Rondella	Washer
						●	●	●	29	311053394	2	Vite	Screw
						●	●	●	30	311053392	2	Tappo	Plug
						●	●	●	31	311053112	1	Puleggia Dx. distribuzione	R.H. timing pulley
						●	●	●	32	311053314	2	Rondella di rasamento	Thrust washer
						●	●	●	33	311053460	2	Linguetta	Woodruff key

• Particolari componenti il kit 310253062
Components of the 310253062 set

Campana Modena

MASERATI	MOTORE 3V: DISTRIBUZIONE	3V ENGINE: TIMING	TAVOLA DRAWING 7/1

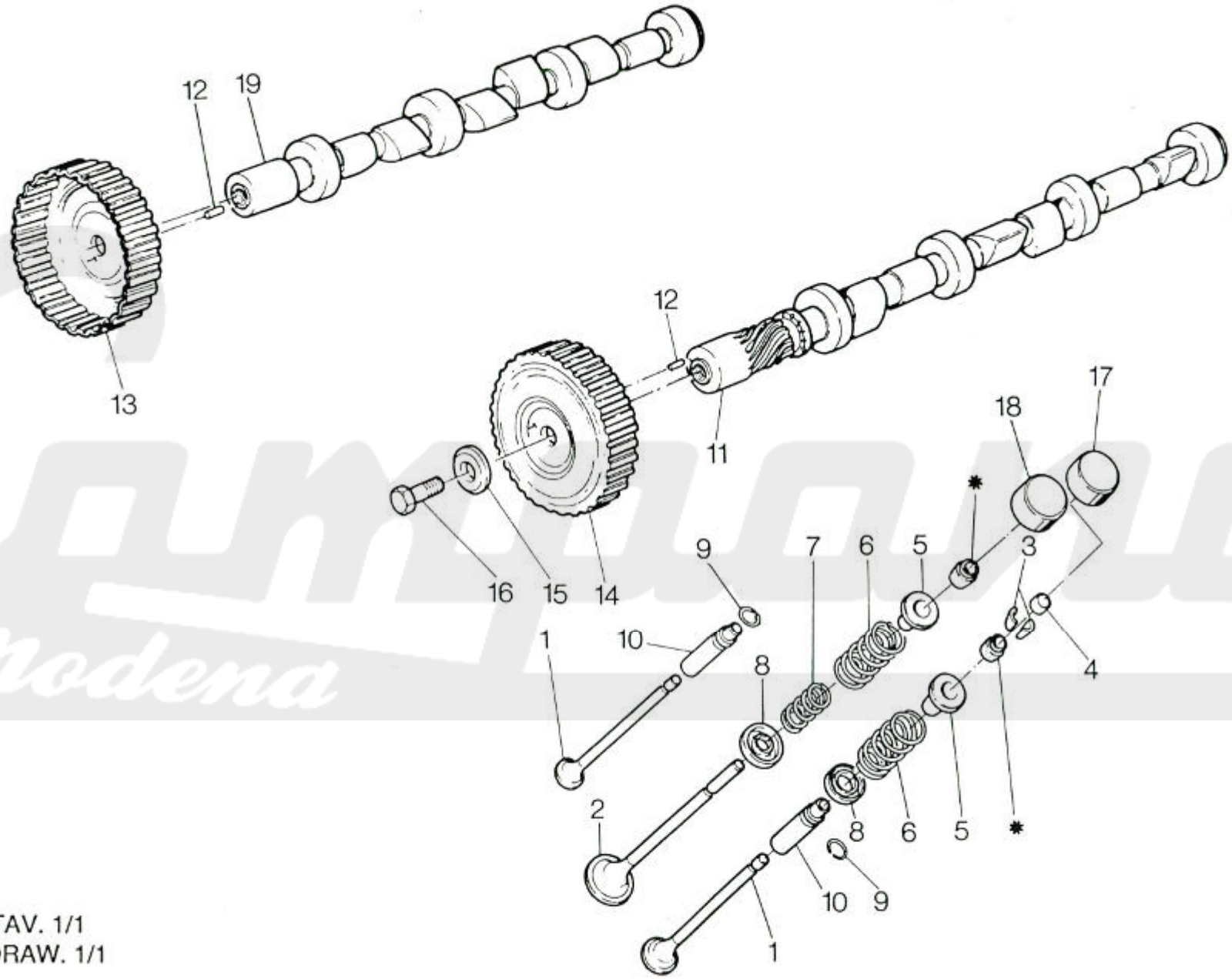

* Vedi TAV. 1/1
See DRAW. 1/1

D.E.Ca. - Lugo

MASERATI

COUPÉ 1991

MOTORE 3V: DISTRIBUZIONE | **3V ENGINE: TIMING** | TAVOLA DRAWING **7/1**

78	77	68	67	59	58	62	52	53	POS N.	N. COD. CODE No.	Q.TA Q.TY	DENOMINAZIONE	DESCRIPTION
●	●	●	●	●	●				1	310620451	12	Valvola aspirazione ø 27	Inlet valve ø 27
●	●	●	●	●	●				2	310650455	6	Valvola di scarico	Exhaust valve
●	●	●	●	●	●				3	310620456	36	Semiconi	Valve cones
●	●	●	●	●	●					310620321	1	Pastiglia gioco valv. 2,100	Valve adjusting pin
●	●	●	●	●	●					310620322	1	Pastiglia gioco valv. 2,150	Valve adjusting pin
●	●	●	●	●	●					310620323	1	Pastiglia gioco valv. 2,200	Valve adjusting pin
●	●	●	●	●	●					310620324	1	Pastiglia gioco valv. 2,250	Valve adjusting pin
●	●	●	●	●	●					310620325	1	Pastiglia gioco valv. 2,300	Valve adjusting pin
●	●	●	●	●	●					310620326	1	Pastiglia gioco valv. 2,350	Valve adjusting pin
●	●	●	●	●	●					310620327	1	Pastiglia gioco valv. 2,400	Valve adjusting pin
●	●	●	●	●	●					310620328	1	Pastiglia gioco valv. 2,450	Valve adjusting pin
●	●	●	●	●	●					310620329	1	Pastiglia gioco valv. 2,500	Valve adjusting pin
●	●	●	●	●	●					310620330	1	Pastiglia gioco valv. 2,550	Valve adjusting pin
●	●	●	●	●	●					310620331	1	Pastiglia gioco valv. 2,600	Valve adjusting pln
●	●	●	●	●	●					310620332	1	Pastiglia gioco valv. 2,650	Valve adjusting pin
●	●	●	●	●	●					310620333	1	Pastiglia gioco valv. 2,700	Valve adjusting pin
●	●	●	●	●	●					310620334	1	Pastiglia gioco valv. 2,750	Valve adjusting pin
●	●	●	●	●	●					310620335	1	Pastiglia gioco valv. 2,800	Valve adJustlng pln
●	●	●	●	●	●					310620336	1	Pastiglia gioco valv. 2,850	Valve adjusting pin
●	●	●	●	●	●				4	310620337	1	Pastiglia gioco valv. 2,900	Valve adJusting pin
●	●	●	●	●	●					310620338	1	Pastiglia gioco valv. 2,950	Valve adJusting pin
●	●	●	●	●	●					310620339	1	Pastiglia gioco valv. 3,000	Valve adjusting pin
●	●	●	●	●	●					310620340	1	Pastiglia gioco valv. 3,050	Valve adjusting pin
●	●	●	●	●	●					310620341	1	Pastiglia gioco valv. 3,100	Valve adjusting pin
●	●	●	●	●	●					310620342	1	Pastiglia gioco valv. 3,150	Valve adjusting pin
●	●	●	●	●	●					310620343	1	Pastiglia gioco valv. 3,200	Valve adjusting pin
●	●	●	●	●	●					310620344	1	Pastiglia gioco valv. 3,250	Valve adjusting pin
●	●	●	●	●	●					310620345	1	Pastiglia gioco valv. 3,300	Valve adjusting pin
●	●	●	●	●	●					310620346	1	Pastiglia gioco valv. 3,350	Valve adJustlng pln
●	●	●	●	●	●					310620347	1	Pastiglia gioco valv. 3,400	Valve adjusting pin
●	●	●	●	●	●					310620348	1	Pastiglia gioco valv. 3,450	Valve adjusting pin
●	●	●	●	●	●					310620349	1	Pastiglia gioco valv. 3,500	Valve adjusting pin
●	●	●	●	●	●					310620350	1	Pastiglia gioco valv. 3,550	Valve adjusting pin
●	●	●	●	●	●					310620351	1	Pastiglia gioco valv. 3,600	Valve adjusting pin
●	●	●	●	●	●					310620352	1	Pastiglia gioco valv. 4,000	Valve adjusting pin
●	●	●	●	●	●					310620373	1	Pastiglia gioco valv. 3,650	Valve adjusting pin

MASERATI

COUPÉ 1991

MOTORE 3V: DISTRIBUZIONE | 3V ENGINE: TIMING | TAVOLA DRAWING 7/1

78	77	68	67	59	58	62	52	53	POS N.	N. COD. CODE No.	Q.TA Q.TY	DENOMINAZIONE	DESCRIPTION
●	●	●	●	●	●					310620374	1	Pastiglia gioco valv. 3,700	Valve adjusting pin
●	●	●	●	●	●					310620375	1	Pastiglia gioco valv. 3,750	Valve adjusting pin
●	●	●	●	●	●					310620376	1	Pastiglia gioco valv. 3,800	Valve adjusting pin
●	●	●	●	●	●					310620377	1	Pastiglia gioco valv. 3,850	Valve adjusting pin
●	●	●	●	●	●					310620378	1	Pastiglia gioco valv. 3,900	Valve adjusting pin
●	●	●	●	●	●					310620379	1	Pastiglia gioco valv. 3,950	Valve adjusting pin
●	●	●	●	●	●					310620380	1	Pastiglia gioco valv. 2,125	Valve adjusting pin
●	●	●	●	●	●					310620381	1	Pastiglia gioco valv. 2,175	Valve adjusting pin
●	●	●	●	●	●					310620382	1	Pastiglia gioco valv. 2,225	Valve adjusting pin
●	●	●	●	●	●					310620383	1	Pastiglia gioco valv. 2,275	Valve adjusting pin
●	●	●	●	●	●					310620384	1	Pastiglia gioco valv. 2,325	Valve adjusting pin
●	●	●	●	●	●					310620385	1	Pastiglia gioco valv. 2,375	Valve adjusting pin
●	●	●	●	●	●					310620386	1	Pastiglia gioco valv. 2,425	Valve adjusting pin
●	●	●	●	●	●					310620387	1	Pastiglia gioco valv. 2,475	Valve adjusting pin
●	●	●	●	●	●					310620388	1	Pastiglia gioco valv. 2,525	Valve adjusting pin
●	●	●	●	●	●					310620389	1	Pastiglia gioco valv. 2,575	Valve adjusting pin
●	●	●	●	●	●					310620390	1	Pastiglia gioco valv. 2,625	Valve adjusting pin
●	●	●	●	●	●				4	310620391	1	Pastiglia gioco valv. 2,675	Valve adjusting pin
●	●	●	●	●	●					310620392	1	Pastiglia gioco valv. 2,725	Valve adjusting pin
●	●	●	●	●	●					310620393	1	Pastiglia gioco valv. 2,775	Valve adjusting pin
●	●	●	●	●	●					310620394	1	Pastiglia gioco valv. 2,825	Valve adjusting pin
●	●	●	●	●	●					310620395	1	Pastiglia gioco valv. 2,875	Valve adjusting pin
●	●	●	●	●	●					310620396	1	Pastiglia gioco valv. 2,925	Valve adjusting pin
●	●	●	●	●	●					310620397	1	Pastiglia gioco valv. 2,975	Valve adjusting pin
●	●	●	●	●	●					310620398	1	Pastiglia gioco valv. 3,025	Valve adjusting pin
●	●	●	●	●	●					310620399	1	Pastiglia gioco valv. 3,075	Valve adjusting pin
●	●	●	●	●	●					310620400	1	Pastiglia gioco valv. 3,125	Valve adjusting pin
●	●	●	●	●	●					310620401	1	Pastiglia gioco valv. 3,175	Valve adjusting pin
●	●	●	●	●	●					310620402	1	Pastiglia gioco valv. 3,225	Valve adjusting pin
●	●	●	●	●	●					310620403	1	Pastiglia gioco valv. 3,275	Valve adjusting pin
●	●	●	●	●	●					310620404	1	Pastiglia gioco valv. 3,325	Valve adjusting pin
●	●	●	●	●	●					310620405	1	Pastiglia gioco valv. 3,375	Valve adjusting pin
●	●	●	●	●	●					310620406	1	Pastiglia gioco valv. 3,425	Valve adjusting pin
●	●	●	●	●	●					310620407	1	Pastiglia gioco valv. 3,475	Valve adjusting pin
●	●	●	●	●	●					310620408	1	Pastiglia gioco valv. 3,525	Valve adjusting pin
●	●	●	●	●	●					310620409	1	Pastiglia gioco valv. 3,575	Valve adjusting pin

MASERATI

COUPÉ 1991

MOTORE 3V: DISTRIBUZIONE | 3V ENGINE: TIMING | TAVOLA DRAWING 7/1

78	77	68	67	59	58	62	52	53	POS N.	N. COD. CODE No.	Q.TA Q.TY	DENOMINAZIONE	DESCRIPTION
●	●	●	●	●	●					310620410	1	Pastiglia gioco valv. 3,625	Valve adjusting pin
●	●	●	●	●	●					310620411	1	Pastiglia gioco valv. 3,675	Valve adjusting pin
●	●	●	●	●	●					310620412	1	Pastiglia gioco valv. 3,725	Valve adjusting pin
●	●	●	●	●	●					310620413	1	Pastiglia gioco valv. 3,775	Valve adjusting pin
●	●	●	●	●	●					310620414	1	Pastiglia gioco valv. 3,825	Valve adjusting pin
●	●	●	●	●	●					310620415	1	Pastiglia gioco valv. 3,875	Valve adjusting pin
●	●	●	●	●	●					310620416	1	Pastiglia gioco valv. 3,925	Valve adjusting pin
●	●	●	●	●	●					310620417	1	Pastiglia gioco valv. 3,975	Valve adjusting pin
●	●	●	●	●	●					310620425	1	Pastiglia gioco valv. 4,050	Valve adjusting pin
●	●	●	●	●	●					310620426	1	Pastiglia gioco valv. 4,100	Valve adjusting pin
●	●	●	●	●	●					310620427	1	Pastiglia gioco valv. 4,150	Valve adjusting pin
●	●	●	●	●	●					310620428	1	Pastiglia gioco valv. 4,200	Valve adjusting pin
●	●	●	●	●	●					310620429	1	Pastiglia gioco valv. 4,250	Valve adjusting pin
●	●	●	●	●	●					310620430	1	Pastiglia gioco valv. 4,300	Valve adjusting pin
●	●	●	●	●	●					310620431	1	Pastiglia gioco valv. 4,30	Valve adjusting pin
●	●	●	●	●	●				4	310620432	1	Pastiglia gioco valv. 4,400	Valve adjusting pin
●	●	●	●	●	●					310620433	1	Pastiglia gioco valv. 4,450	Valve adjusting pin
●	●	●	●	●	●					310620434	1	Pastiglia gioco valv. 4,500	Valve adjusting pin
●	●	●	●	●	●					310620440	1	Pastiglia gioco valv. 4,025	Valve adjusting pin
●	●	●	●	●	●					310620441	1	Pastiglia gioco valv. 4,075	Valve adjusting pin
●	●	●	●	●	●					310620442	1	Pastiglia gioco valv. 4,125	Valve adjusting pin
●	●	●	●	●	●					310620443	1	Pastiglia gioco valv. 4,175	Valve adjusting pin
●	●	●	●	●	●					310620444	1	Pastiglia gioco valv. 4,225	Valve adjusting pin
●	●	●	●	●	●					310620445	1	Pastiglia gioco valv. 4,275	Valve adjusting pin
●	●	●	●	●	●					310620446	1	Pastiglia gioco valv. 4,325	Valve adjusting pin
●	●	●	●	●	●					310620447	1	Pastiglia gioco valv. 4,375	Valve adjusting pin
●	●	●	●	●	●					310620448	1	Pastiglia gioco valv. 4,425	Valve adjusting pin
●	●	●	●	●	●					310620449	1	Pastiglia gioco valv. 4,475	Valve adjusting pin
●	●	●	●	●	●				5	310620453	18	Piattello sup.	Upper valve spring retainer
●	●	●	●	●	●				6	310620356	18	Molla esterna valvole	Outside valve spring
●	●	●	●	●	●				7	310620358	6	Molla interna valvola scarico	Inside exhaust valve spring
●	●	●	●	●	●				8	310620361	18	Piattello inf.	Lower valve spring retainer
●	●	●	●	●	●				9	310620314	18	Anello	Ring
●	●	●	●	●	●				10	310620005	18	Guida valvola aspirazione e scar. compl. di anello	Valve guide with stop ring
●	●	●	●	●	●				11	311020317	1	Albero distribuzione Sx.	LH. camshaft
●	●	●	●	●	●				12	311020312	2	Grano	Dowel

MASERATI

COUPÉ 1991

MOTORE 3V: DISTRIBUZIONE | 3V ENGINE: TIMING | TAVOLA DRAWING 7/1

78	77	68	67	59	58	62	52	53	POS N.	N. COD. CODE No.	Q.TA Q.TY	DENOMINAZIONE	DESCRIPTION
●	●	●	●	●	●				13	311020300	1	Puleggia albero distrib Dx. iniezione	R.H. camshaft pulley
●	●	●	●	●	●				14	311020301	1	Puleggia albero distrib. Sx.	L.H. camshaft puiley
●	●	●	●	●	●				15	311020314	2	Rondella	Washer
●	●	●	●	●	●				16	311420300	2	Bullone	Bolt
●	●	●	●	●	●				17	311020325	6	Bicchierino comando valv. asp.	Inlet valve collar top
●	●	●	●	●	●				18	311020326	6	Bicchierino comando valv. sc.	Exhaust valve colalr top
●	●	●	●	●	●				19	311020316	1	Albero distrib. Dx.	R.H. camshaft

Compano Modena

MASERATI	MOTORE 4V: COMANDO DISTRIBUZIONE	4V ENGINE: TIMING CONTROL	TAVOLA DRAWING 8

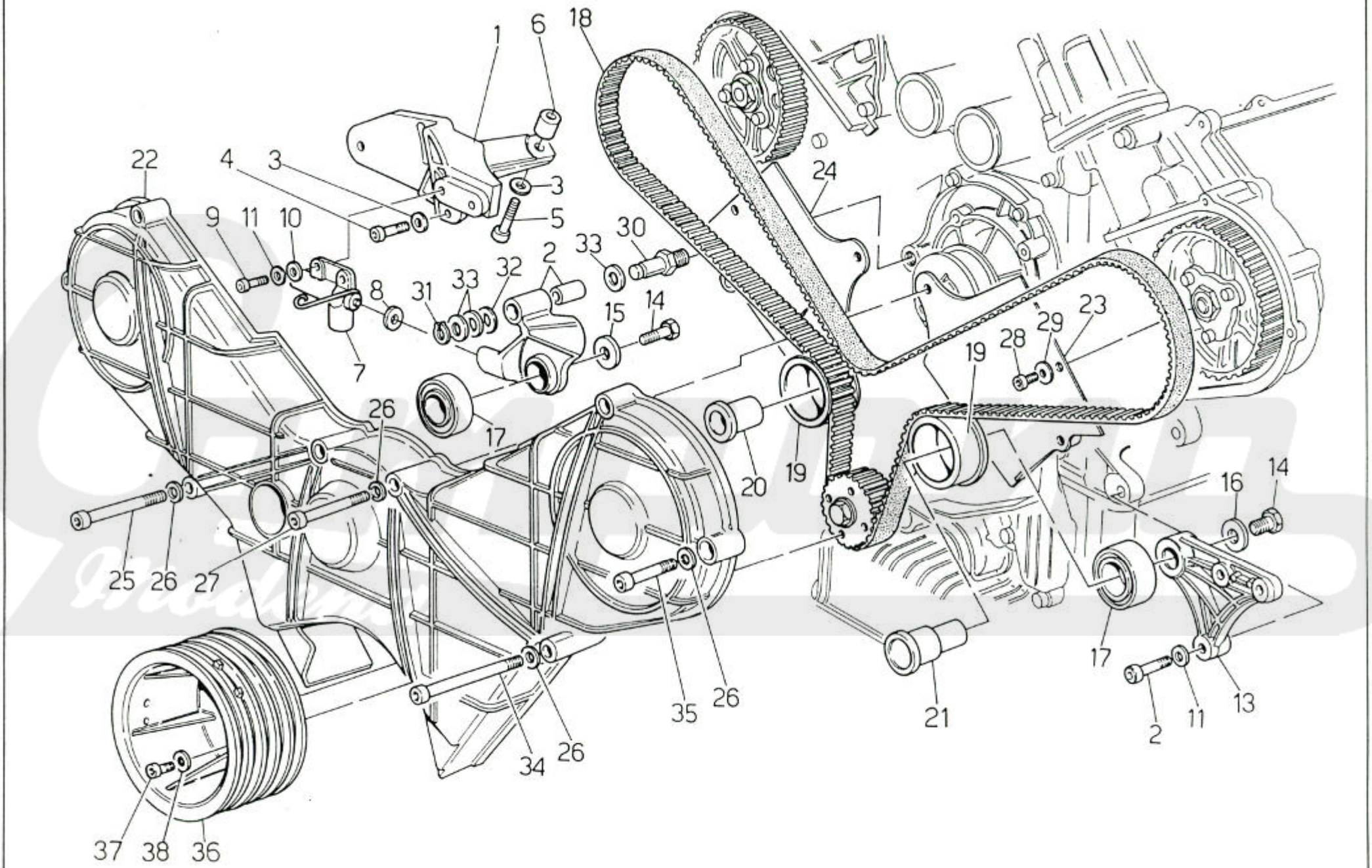

D.E.Ca. - Lugo

MASERATI

COUPÉ 1991

MOTORE 4V: COMANDO DISTRIBUZIONE | 4V ENGINE: TIMING CONTROL | TAVOLA DRAWING 8

78	77	68	67	59	58	62	52	53	POS N.	N. COD. CODE No.	Q.TA Q.TY	DENOMINAZIONE	DESCRIPTION
						●	●	●	—	310253061	1	**KIT TENDITORE**	**TENSIONER SET**
						●	●	●	* 1	317853368	1	Supporto tenditore	Tensioner support
						●	●	●	* 2	311053109	1	Supporto galoppino	Guide pulley support
						●	●	●	3	138410080	3	Rondella	Washer
						●	●	●	4	108008025	2	Vite	Screw
						●	●	●	5	108008040	1	Vite	Screw
						●	●	●	6	311032370	1	Distanziale	Spacer
								●	* 7	311053362	1	Tenditore idraulico	Hydraulic tensioner
						●	●			391050362	1	Tenditore idraulico	Hydraulic tensioner
						●	●	●	* 8	00009484	1	Kit spessori "Adipol"	"Adipol" spacer set
						●	●	●	9	108008030	2	Vite brugola	Screw
						●	●	●	10	312225445	2	Rondella piana	Washer
						●	●	●	11	311053436	5	Rondella	Washer
						●	●	●	12	311020320	3	Vite	Screw
						●	●	●	13	311053347	1	Supporto fisso	Support
						●	●	●	14	100708030	2	Bullone	Bolt
						●	●	●	15	311020347	1	Rondella	Washer
						●	●	●	16	319055315	3	Rondella	Washer
						●	●	●	17	311020107	2	Cuscinetto	Bearing
						●	●	●	18	311053349	1	Cinghia dentata	Toothed belt
						●	●	●	19	311020350	2	Puleggia	Pulley
						●	●	●	20	311020353	1	Perno	Pin
						●	●	●	21	311053343	1	Perno per supp. fisso	Pin for support
						●	●	●	22	311653300	1	Carter anteriore	Front timing case
						●	●	●	23	311653011	1	Lamiera post. Sx.	L.H. back plate
						●	●	●	24	311653010	1	Lamiera post. Dx.	R.H. back plate
						●	●	●	25	312220323	1	Vite	Screw
						●	●	●	26	138410060	7	Rondella elastica	Washer
						●	●	●	27	108006055	2	Vite	Screw
						●	●	●	28	108006014	2	Vite	Screw
						●	●	●	29	311620303	2	Rondella piana	Washer
						●	●	●	30	311020343	1	Perno galoppino	Pin
						●	●	●	31	151100120	1	Anello di arresto	Stop ring
						●	●	●	32	311020362	1	Rondella (SP 1 mm)	Washer
						●	●	●	33	311020352	3	Rondella (SP 0,25 mm)	Washer
						●	●	●	34	311053399	1	Vite	Screw
						●	●	●	35	108006030	4	Vite	Screw

MASERATI

COUPÉ 1991

MOTORE 4V: COMANDO DISTRIBUZIONE | **4V ENGINE: TIMING CONTROL** | TAVOLA DRAWING **8**

78	77	68	67	59	58	62	52	53	POS N.	N. COD. CODE No.	Q.TA Q.TY	DENOMINAZIONE	DESCRIPTION
						●	●	●	36	475023800	1	Puleggia centrale I.E.	Electronic injection central pulley
						●	●	●	37	108006025	4	Vite a brugola	Screw
						●	●	●	38	312220411	4	Rondella	Washer
						●	●	●	39	310253060	1	**KIT COMPLETO DISTRIBUZIONE + CATENE**	**TIMING + CHAINS SET**

✱ Parti componenti il kit 310253061
Components of the 310253061 set

Compano Modena

MASERATI	MOTORE 3V: COMANDO DISTRIBUZIONE	3V ENGINE: TIMING CONTROL	TAVOLA DRAWING 8/1

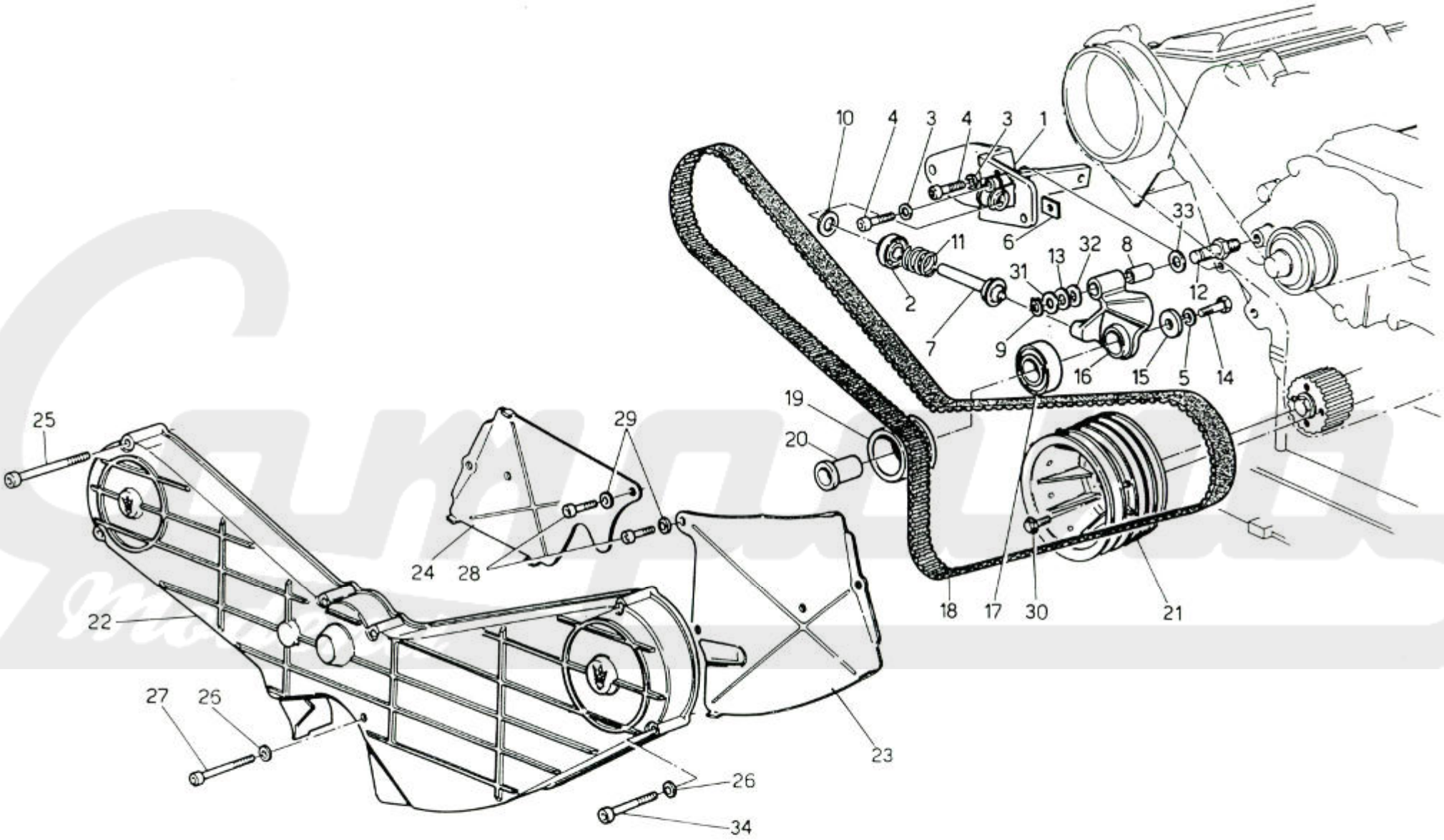

D.E.Ca. - Lugo

MASERATI

COUPÉ 1991

MOTORE 3V: COMANDO DISTRIBUZIONE | **3V ENGINE: TIMING CONTROL** | TAVOLA DRAWING **8/1**

78	77	68	67	59	58	62	52	53	POS N.	N. COD. CODE No.	Q.TA Q.TY	DENOMINAZIONE	DESCRIPTION
●	●	●	●	●	●				—	311020005	1	**KIT TENDICINGHIA**	**KIT GUIDE PULLEY**
●	●	●	●	●	●				1	317832369	1	Supporto	Support
●	●	●	●	●	●				2 •	311020367	1	Registro per molla (non fornito sciolto)	Spring adjustment (not supplied in single part)
●	●	●	●	●	●				3 •	138410080	6	Rondella	Washer
●	●	●	●	●	●				4 •	108008025	3	Vite fix. supporto	Screw
●	●	●	●	●	●				5	135600080	1	Rondella	Washer
●	●	●	●	●	●				6 •	311037365	1	Distanziale (non fornito sciolto)	Spacer (not supplied in single part)
●	●	●	●	●	●				7 •	311020363	1	Piattello per molla (non fornito sciolto)	Spring cap (not supplied in single part)
●	●	●	●	●	●				8 •	311020351	1	Boccola (non fornito sciolto)	Bush (not supplied in single part)
●	●	●	●	●	●				9	151100120	1	Anello arresto (non fornito sciolto)	Retaining ring (not supplied in single part)
●	●	●	●	●	●				10 •	311020342	1	Rondella	Washer
●	●	●	●	●	●				11 •	310620356	1	Molla	Spring
●	●	●	●	●	●				12	311020343	1	Perno galoppino	Guide pulley pin
●	●	●	●	●	●				13 •	311020334	1	Rondella	Washer
●	●	●	●	●	●				14	101208020	1	Bullone	Bolt
●	●	●	●	●	●				15	311020347	1	Rondella piana	Washer
●	●	●	●	●	●				16 •	311020110	1	Supporto tendicinghia compl. di boccola (non fornito sciolto)	Support with bush (not supplied in single part)
●	●	●	●	●	●				17	311020107	1	Cuscinetto	Bearing
●	●	●	●	●	●				18	311020349	1	Cinghia dentata	Toothed belt
●	●	●	●	●	●				19	311020350	1	Puleggia	Pulley
●	●	●	●	●	●				20	311020353	1	Perno	Pin
●	●	●	●	●	●				21	311050113	1	Puleggia centrale iniez. elettronica	Pulley
●	●	●	●	●	●				22	311620300	1	Carter anteriore	Front case
●	●	●	●	●	●				23	311620301	1	Lamiera post. Sx.	L.H. rear plate
●	●	●	●	●	●				24	311620302	1	Lamiera post. Dx.	R.H. rear plate
●	●	●	●	●	●				25	108006045	4	Vite	Screw
●	●	●	●	●	●				26	135000064	7	Rondella piana	Washer
●	●	●	●	●	●				27	108006055	1	Vite	Screw
●	●	●	●	●	●				28	108006014	2	Vite	Screw
●	●	●	●	●	●				29	311620303	2	Rondella	Washer
●	●	●	●	●	●				30	311030360	4	Bullone flangiato	Bolt
●	●	●	●	●	●				31 •	311020352	1	Rondella di rasamento (sp. 0,25 mm)	Washer
●	●	●	●	●	●				32 •	311020354	1	Rondella (sp. 0,5 mm)	Washer
●	●	●	●	●	●				33 •	311020362	1	Rondella (sp. 1 mm)	Washer
●	●	●	●	●	●				34	108006050	2	Vite	Screw

• Particolari forniti con il kit tendicinghia 311020005
Details delivered with 311020005 kit guide pulley

MASERATI	POMPE OLIO E ACQUA	WATER PUMP - OIL PUMP	TAVOLA DRAWING 9

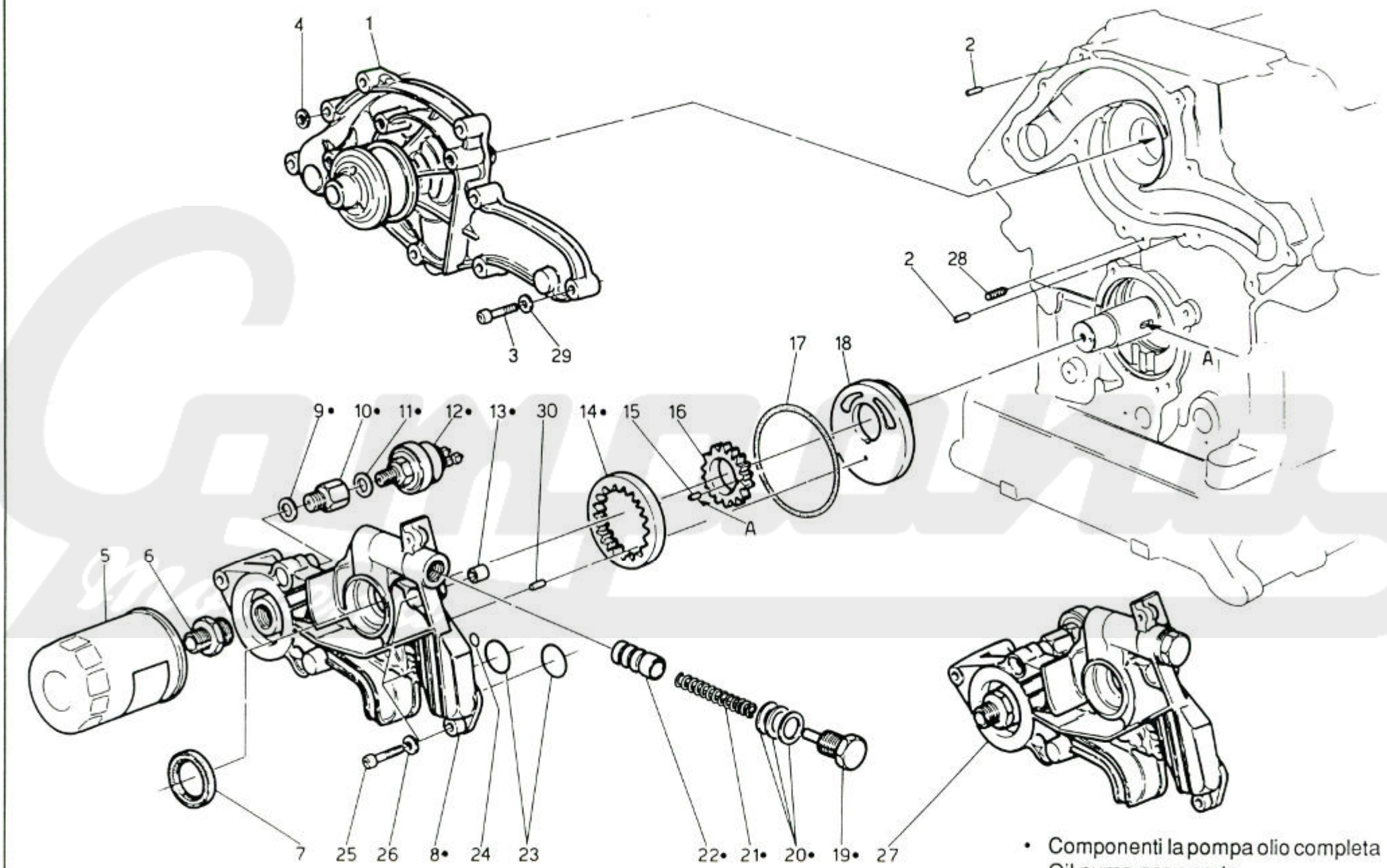

• Componenti la pompa olio completa
Oil pump assy parts

MASERATI

COUPÉ 1991

POMPE OLIO E ACQUA	WATER PUMP - OIL PUMP	TAVOLA DRAWING 9

78	77	68	67	59	58	62	52	53	POS N.	N. COD. CODE No.	Q.TA Q.TY	DENOMINAZIONE	DESCRIPTION
									1	314020016	1	**POMPA ACQUA COMPL.**	**WATER PUMP, ASSY**
									2	314020329	2	Rullino centraggio pompa acqua	Roller
									3	108006030	9	Vite	Screw
									4	138410060	1	Rondella elastica	Spring washer
									5	311820102	1	Filtro olio	Oil filter
									6 •	311820301	1	Raccordo fix. filtro olio	Union
									7	311020368	1	Anello tenuta	Oil seal
									8 •	311820326	1	Centralina olio	Housing
									9 •	311820302	1	Guarnizione	Seal
									10 •	311820303	1	Riduzione per trasmettitore	Adapter
									11 •	311820304	1	Guarnizione per trasmettitore	Seal
									12 •	313650105	1	Trasmettitore elettrico pressione olio	Oil pressure switch
									13 •	311820309	2	Grano (ø=12 mm)	Bush
									14 •	311820324	1	Ingranaggio condotto	Driven gear
									15	311820311	1	Rullino	Roller
									16	311820323	1	Ingranaggio conduttore	Driving gear
									17	311820327	1	Gommino	Rubber ring
									18	311820321	1	Coperchio pompa olio ø 94,24 mm	Oil pump cover ø94.24 mm
									19 •	311820101	1	Tappo	Plug
•	•	•	•	•	•				20 •	311820317	3	Guarnizione	Gasket
						•	•	•		311820317	2	Guarnizione	Gasket
									21 •	311820318	1	Molla	Spring
									22 •	311820319	1	Valvolina regolazione pressione olio	Valve
									23	311820320	2	Gommino	Rubber ring
									24	192415110	1	Gommino	Rubber ring
									25	108008030	8	Vite	Screw
									26	138410080	8	Rondella elastica (Non fornito)	Spring washer (Not supplied)
									27	311820006	1	**POMPA OLIO COMPL.**	**OIL PUMP ASSY**
									28	311820340	1	Grano	Dowel
									29	314020337	2	Guarnizione in rame	Gasket
									30	311820315	1	Rullino centraggio pompa olio L=10 mm	Roller

• Particolari foriti con la pompa olio completa 311820006
Details delivered with 311820006 oil pump assy

D.E.Ca. - Lugo

MASERATI	MOTORE 4V: COLLETTORE ASPIRAZIONE E SCARICO - CORPO FARFALLATO	4V ENGINE: INTAKE AND EXHAUST MANIFOLD - THROTTLE VALVE BODY	TAVOLA DRAWING 10

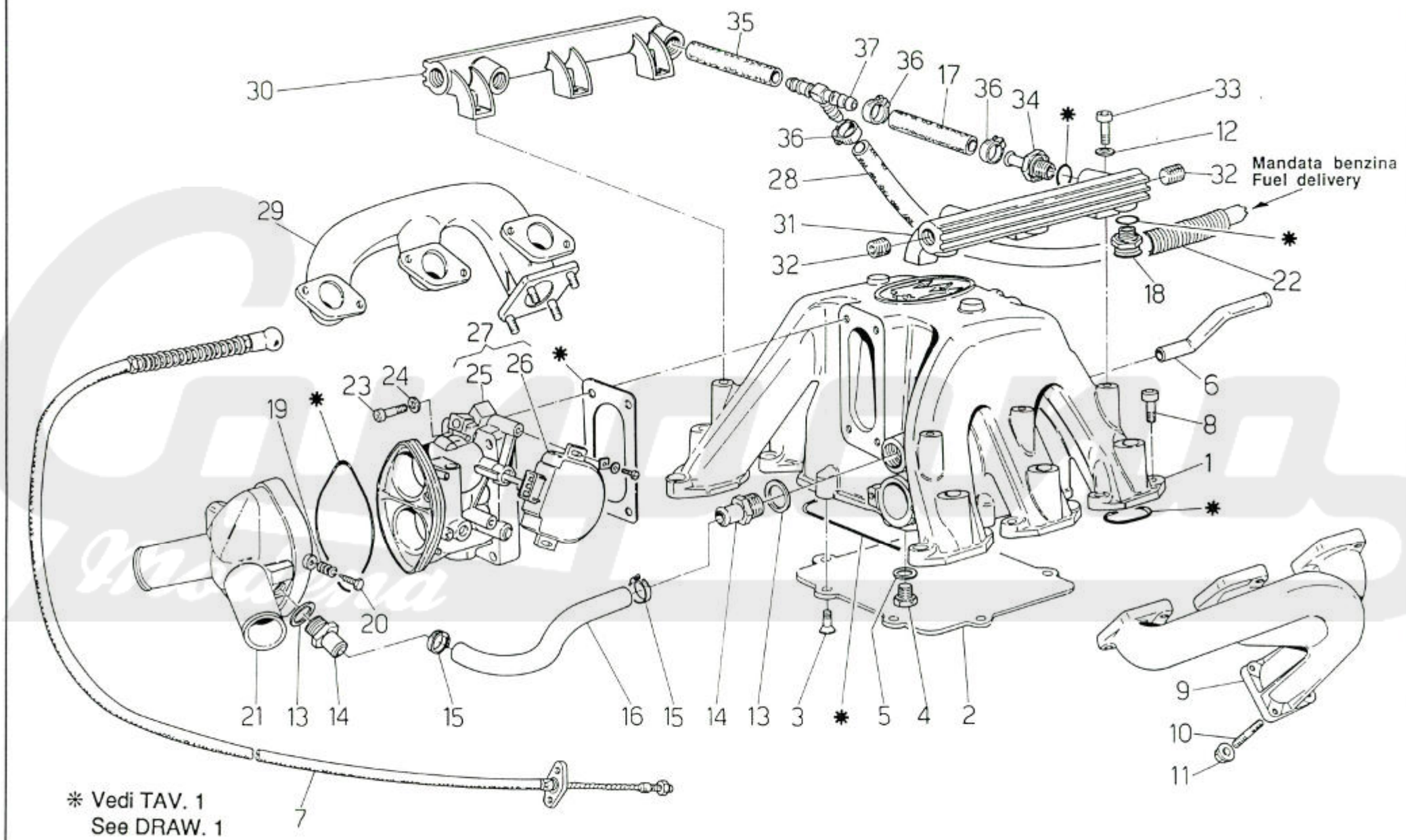

MASERATI	MOTORE 4V: COLLETTORE ASPIRAZIONE E SCARICO - CORPO FARFALLATO	4V ENGINE: INTAKE AND EXHAUST MANIFOLD - THROTTLE VALVE BODY	TAVOLA DRAWING 10

COUPÉ 1991

78	77	68	67	59	58	62	52	53	POS N.	N. COD. CODE No.	Q.TA Q.TY	DENOMINAZIONE	DESCRIPTION
						●			1	477002500	1	Collettore asp. compl.	Complete intake manifold
							●	●		312053027	1	Collettore asp. compl.	Complete intake manifold
						●	●	●	2	312053323	1	Coperchio collett. asp.	Intake manifold cover
						●	●	●	3	312053322	8	Vite fix coperchio	Cover screw
						●	●	●	4	312020495	1	Tappo	Plug
						●	●	●	5	310420334	1	Guarnizione	Gasket
						●	●	●	6	310653360	1	Raccordo per collettore	Union for manifold
						●	●	●	7	318253010	1	Cavo acceleratore completo	Complete accelerator cable
						●	●	●	8	108008025	12	Vite	Screw
								●	9	312053325	1	Collettore scarico Sx.	L.H. exhaust manifold
						●	●			342002326	1	Collettore scarico Sx.	L.H. exhaust manifold
						●	●	●	10	312020327	8	Prigioniero	Stud bolt
						●	●	●	11	312051309	8	Dado	Nut
						●	●	●	12	138410060	6	Rondella	Washer
						●	●	●	13	312220480	2	Guarnizione	Gasket
						●	●	●	14	312220481	2	Raccordo	Union
						●	●	●	15	312053470	2	Fascetta	Clamp
						●	●	●	16	312253482	1	Manicotto	Sleeve
						●	●	●	17	312053484	1	Manicotto L=150 mm	Sleeve
						●	●	●	18	312020488	6	Raccordo iniettore	Injector union
						●	●	●	19	312220478	3	Molla	Spring
						●	●	●	20	312220479	3	Vite	Screw
						●	●	●	21	312253477	1	Convogliatore aria	Air conveyor
						●	●	●	22	319253425	1	Tubo corrugato L=670 mm.	Pipe
						●	●	●	23	311020320	4	Vite	Screw
						●	●	●	24	138410080	4	Rondella	Washer
						●			25	342200101	1	Corpo farfallato	Throttle body
							●	●		312222101	1	Corpo farfallato	Throttle body
						●	●	●	26	313720114	1	Potenziometro	Potentiometer
						●			27	342200001	1	Complex corpo farf. e potenz.	Throttle body and potentiometer complex
							●	●		312222001	1	Complex corpo farf. e potenz.	Throttle body and potentiometer complex
						●	●	●	28	312053482	1	Manicotto L=700 mm	Sleeve
								●	29	312053326	1	Collettore scarico Dx.	R.H. exhaust manifold
						●	●			342002325	1	Collettore scarico Dx.	R.H. exhaust manifold
						●	●	●	30	312053494	1	Collettore benz. Dx.	R.H. manifold for gasoline
						●	●	●	31	312053490	1	Collettore benz. Sx.	L.H. manifold for gasoline

MASERATI

COUPÉ 1991

78	77	68	67	59	58	62	52	53	POS N.	N. COD. CODE No.	Q.TA Q.TY	DENOMINAZIONE	DESCRIPTION
						●	●	●	32	312020495	4	Tappo	Plug
						●	●	●	33	108006020	6	Vite	Screw
						●	●	●	34	312253481	2	Raccordo	Union
						●	●	●	35	312053483	1	Manicotto L=60 mm	Sleeve
						●	●	●	36	559221343	5	Fascetta	Clamp
						●	●	●	37	312053515	1	Raccordo 3 vie	3 ways union

MOTORE 4V: COLLETTORE ASPIRAZIONE E SCARICO - CORPO FARFALLATO

4V ENGINE: INTAKE AND EXHAUST MANIFOLD - THROTTLE VALVE BODY

TAVOLA DRAWING 10

Compano Modena

MASERATI	MOTORE 3V: COLLETTORE ASPIRAZIONE E SCARICO - CORPO FARFALLATO	3V ENGINE: INTAKE AND EXHAUST MANIFOLD - THROTTLE VALVE BODY	TAVOLA DRAWING 10/1

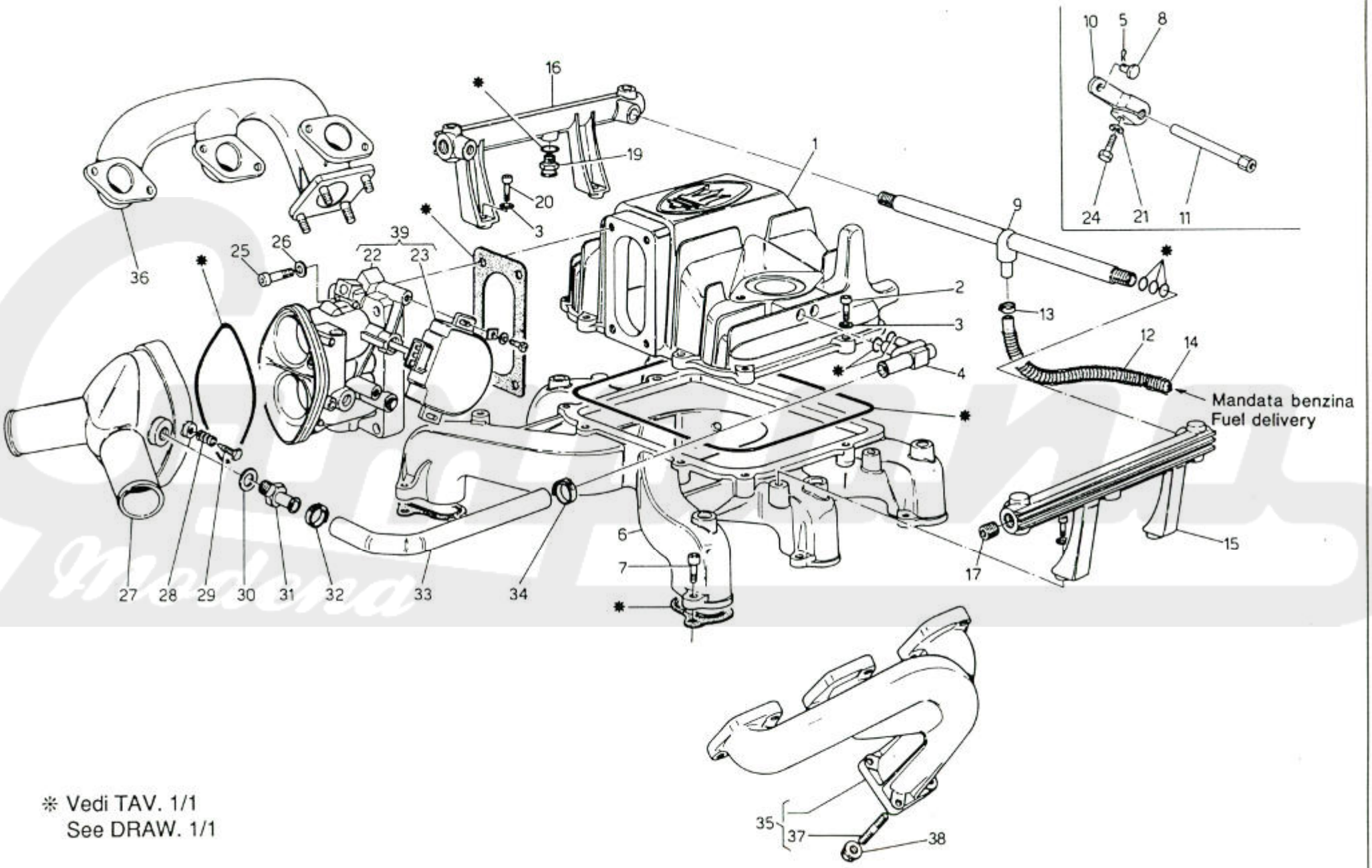

※ Vedi TAV. 1/1
See DRAW. 1/1

D.E.Ca. - Lugo

MASERATI

COUPÉ 1991

MOTORE 3V: COLLETTORE ASPIRAZIONE E SCARICO - CORPO FARFALLATO

3V ENGINE: INTAKE AND EXHAUST MANIFOLD - THROTTLE VALVE BODY

TAVOLA DRAWING 10/1

78	77	68	67	59	58	62	52	53	POS N.	N. COD. CODE No.	Q.TA Q.TY	DENOMINAZIONE	DESCRIPTION
●	●	●	●	●	●				1	312220368	1	Cupolotto corpo farfallato	Throttle body cover
●	●	●	●	●	●				2	108006022	8	Vito	Screw
●	●	●	●	●	●				3	138410060	8	Rondella	Washer
●	●	●	●	●	●				4	312220304	1	Raccordo 3 vie	Y-connector
●		●		●					5	146501210	1	Coppiglia	Pin
●	●	●	●	●	●				6	312020027	1	Collettore aspirazione	Intake manifold
●	●	●	●	●	●				7	108008025	12	Vite	Screw
●		●		●					8	312232471	1	Grano ø 5x10	Dowel ø 5x10
●	●	●	●	●	●				9	312020135	1	Tubazione colleg. collettori benzina	Pipe to conn. fuel manifolds
●		●		●					10	312232472	1	Bielletta com. Kick Down	Rod
●		●		●					11	314638110	1	Alberino com. Kick Down	Spindle
●	●	●	●	●	●				12	319237525	1	Tubo corrugato L=550 mm	Pipe L 550 mm
●	●	●	●	●	●				13	312220118	1	Fascetta	Clamp
●	●	●	●	●	●				14	312051520	1	Manicotto L=550 mm	Sleeve L 550 mm
●	●	●	●	●	●				15	312020493	1	Collettore benzina six.	L.H. fuel manifold
●	●	●	●	●	●				16	312020494	1	Collettore benzina dex.	R.H. fuel manifold
●	●	●	●	●	●				17	312020495	4	Tappo	Plug
●	●	●	●	●	●				19	312020488	6	Raccordo	Connector
●	●	●	●	●	●				20	108006020	4	Vite	Screw
●		●		●					21	135600060	1	Rondella	Washer
●	●	●	●	●	●				22	342200101	1	Corpo farfallato sincronizzato	Sinchronizing throttle valve body
									23	313720114	1	Potenziometro farfalla	Throttle valve potentiometer
●		●		●					24	101206016	1	Bullone	Bolt
●	●	●	●	●	●				25	311020320	4	Vite	Screw
●	●	●	●	●	●				26	138410080	4	Rondella	Washer
●	●	●	●	●	●				27	312220477	1	Corpo convogliatore aria	Air conveyor
●	●	●	●	●	●				28	312220478	3	Molla	Spring
●	●	●	●	●	●				29	312220479	3	Vite di fermo	Stop ring
●	●	●	●	●	●				30	312220480	1	Guarnizione	Gasket
●	●	●	●	●	●				31	312220481	1	Raccordo	Connector
●	●	●	●	●	●				32	30551117	1	Fascetta	Clamp
●	●	●	●	●	●				33	312220482	1	Manicotto	Sleeve
●	●	●	●	●	●				34	312420317	1	Fascetta	Clamp
●	●	●	●	●	●				35	342000325	1	Collettore scarico Sx.	L.H. exhaust manifold
●	●	●	●	●	●				36	342000326	1	Collettore scarico Dx.	R.H. exhaust manifold
●	●	●	●	●	●				37	312020327	8	Prigioniero	Bolt
●	●	●	●	●	●				38	312051309	8	Dado ramato	Nut
●	●	●	●	●	●				39	342200001	1	Complex corpo farfallato sincronizzato e potenziometro	Complex sinchronizing throttle and potentiometer

MASERATI	MOTORE 4V: IMPIANTO DEPRESSIONE (SENZA SONDA LAMBDA)	4V ENGINE: VACUUM SYSTEM (WITHOUT LAMBDA FEELER)	TAVOLA DRAWING 10/2

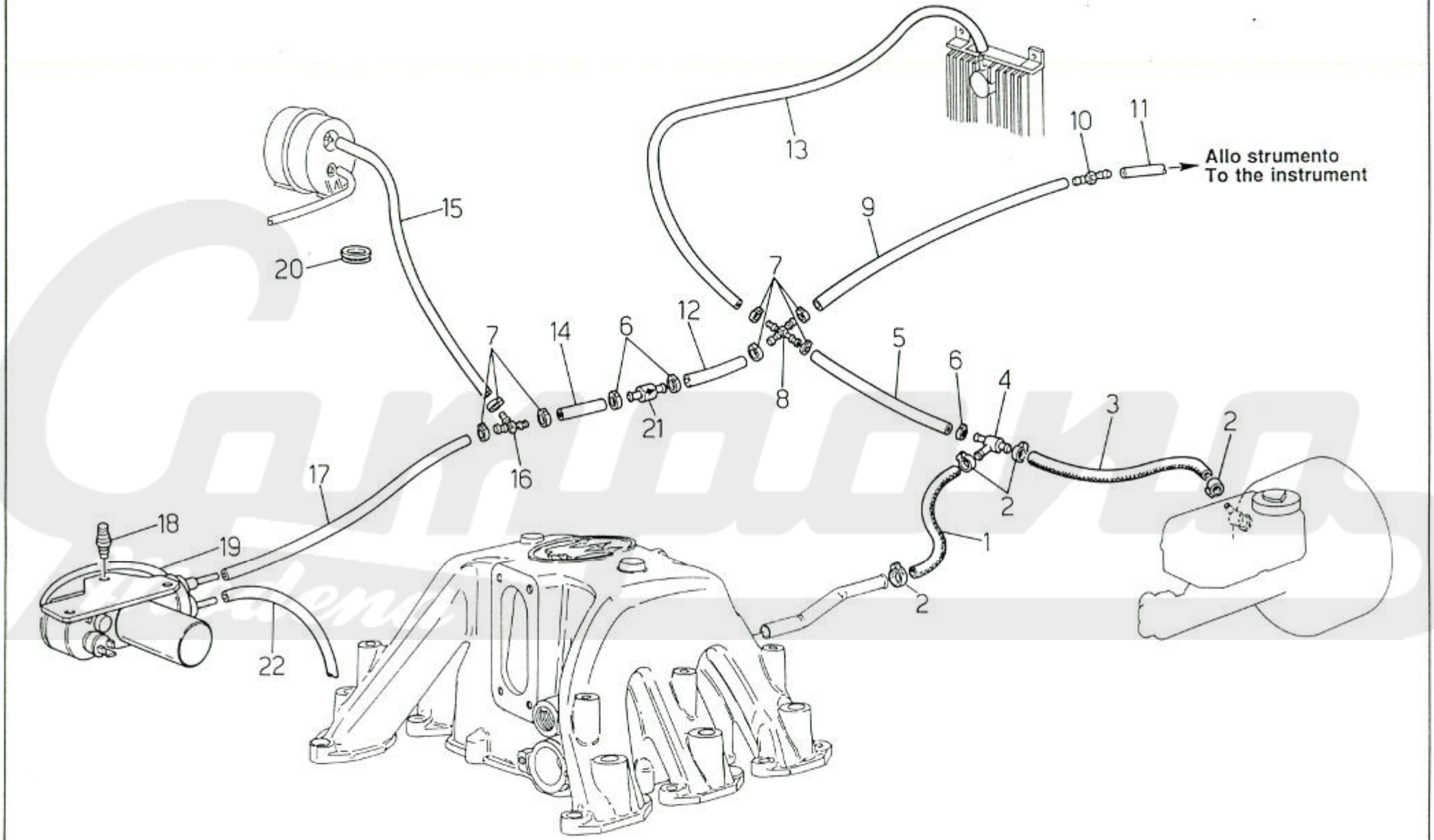

MASERATI

COUPÉ 1991

MOTORE 4V: IMPIANTO DEPRESSIONE (SENZA SONDA LAMBDA)

4V ENGINE: VACUUM SYSTEM (WITHOUT LAMBDA FEELER)

TAVOLA DRAWING **10/2**

78	77	68	67	59	58	62	52	53	POS N.	N. COD. CODE No.	Q.TA Q.TY	DENOMINAZIONE	DESCRIPTION
							●	●	1	312053332	1	Manicotto L= 90 mm	Sleeve
							●	●	2	312020404	4	Fascetta	Clamp
							●	●	3	319253496	1	Manicotto L= 410 mm	Sleeve
							●	●	4	312020337	1	Raccordo a 3 vie	Three way-connector
							●	●	5	312030521	1	Manicotto L= 260 mm	Sleeve
							●	●	6	312050310	3	Fascetta	Clamp
							●	●	7	312020371	7	Fascetta	Clamp
							●	●	8	312030422	1	Raccordo a 4 vie	Four way-connector
							●	●	9	312030482	1	Manicotto L=950 mm	Sleeve
							●	●	10	313620303	1	Raccordo	Connector
							●	●	11	313620304	1	Manicotto L=700 mm	Sleeve
							●	●	12	312053506	1	Manicotto L=70 mm	Sleeve
							●	●	13	312020506	1	Manicotto L=625 mm	Sleeve
							●	●	14	312038315	1	Manicotto L= 50 mm	Sleeve
							●	●	15	313620310	1	Manicotto L= 1200 mm	Sleeve
							●	●	17	325520447	1	Manicotto L=1300 mm	Sleeve
							●	●	18	325520345	3	Gommino	Rubber pad
							●	●	19	325520172	1	Pompa del vuoto	Vacuum pump
							●	●	20	165010100	1	Passacavo	Wire inlet
							●	●	21	315520169	1	Valvole di non ritorno	Not return valves
							●	●	22	325520348	1	Manicotto L=200 mm	Sleeve

Modena

MASERATI	MOTORE 4V: IMPIANTO DEPRESSIONE (CON SONDA LAMBDA)	4V ENGINE: VACUUM SYSTEM (WITH LAMBDA FEELER)	TAVOLA DRAWING 10/3

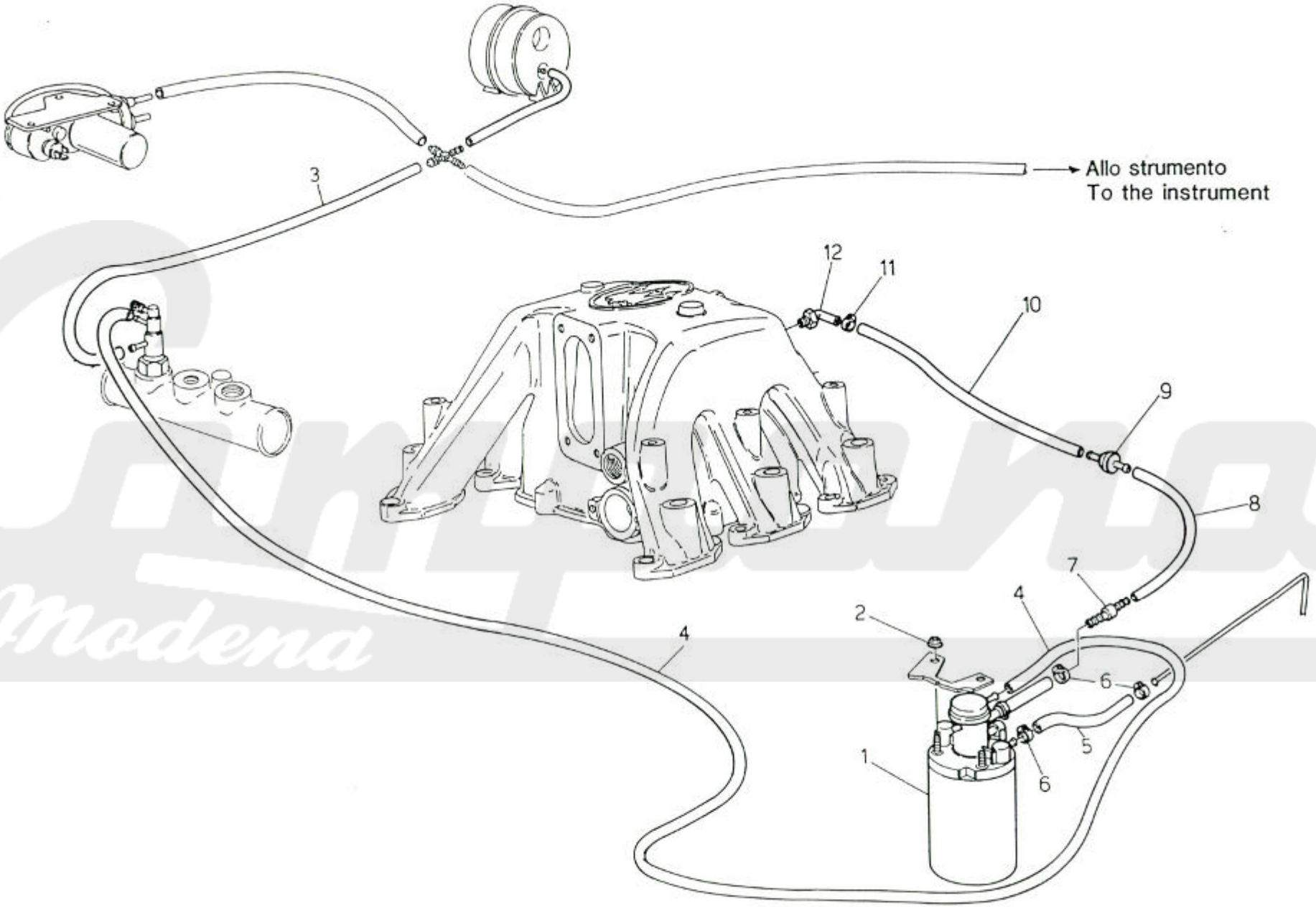

Carpano Modena

MASERATI

COUPÉ 1991

MOTORE 4V: IMPIANTO DEPRESSIONE (CON SONDA LAMBDA)

4V ENGINE: VACUUM SYSTEM (WITH LAMBDA FEELER)

TAVOLA DRAWING 10/3

78	77	68	67	59	58	62	52	53	POS N.	N. COD. CODE No.	Q.TA Q.TY	DENOMINAZIONE	DESCRIPTION
						●			1	319237204	1	Filtro a carbone	Carbon filter
						●			2	319237503	2	Dado	Nut
						●			3	312062526	1	Manicotto L=1120 mm	Sleeve L=1120 mm
						●			4	312062527	1	Manicotto L=1280 mm	Sleeve L=1280 mm
						●			5	319237510	1	Manicotto L=70 mm	Sleeve L=70 mm
						●			6	30921108	3	Fascetta	Clamp
						●			7	312230461	1	Raccordo 2 vie	Two way connector
						●			8	319237511	1	Manicotto L=40 mm	Sleeve L=40 mm
						●			9	319237109	1	Valvola di non ritorno	Not return valve
						●			10	319237512	1	Manicotto L=1470 mm	Sleeve L=1470 mm
						●			11	312220435	1	Fascetta	Clamp
						●			12	312020498	1	Raccordo	Connector

Campana Modena

MASERATI	MOTORE 3V: IMPIANTO DEPRESSIONE (G.SX. CON SONDA LAMBDA)	3V ENGINE: VACUUM SYSTEM (L.H. STEERING WITH LAMBDA FEELER)	TAVOLA DRAWING 10/4

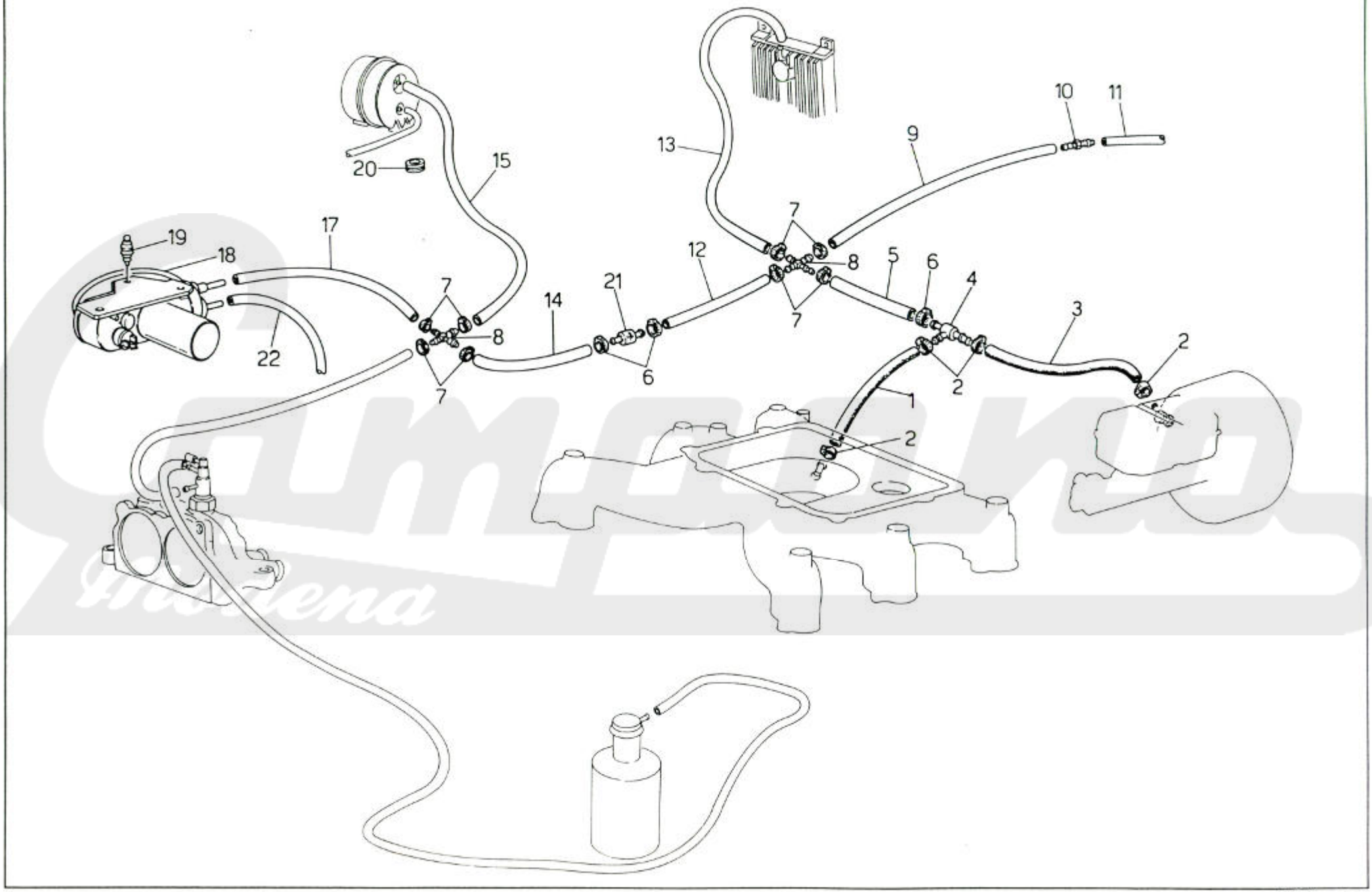

Carello Modena

MASERATI

COUPÉ 1991

MOTORE 3V: IMPIANTO DEPRESSIONE (G.SX. CON SONDA LAMBDA)

3V ENGINE: VACUUM SYSTEM (L.H. STEERING WITH LAMBDA FEELER)

TAVOLA DRAWING **10/4**

78	77	68	67	59	58	62	52	53	POS N.	N. COD. CODE No.	Q.TA Q.TY	DENOMINAZIONE	DESCRIPTION
				●	●				1	312020332	1	Manicotto L=150 mm	Sleeve L=150 mm
				●	●				2	312020404	4	Fascetta	Clamp
				●	●				3	319220496	1	Manicotto L=350 mm	Sleeve L=350 mm
				●	●				4	312020337	1	Raccordo a 3 vie	Three way connector
				●	●				5	312030521	1	Manicotto L=260 mm	Sleeve L=260 mm
				●	●				6	312050310	3	Fascetta	Clamp
				●	●				7	312020371	8	Fascetta	Clamp
				●	●				8	312030422	2	Raccordo a 4 vie	Four way connector
				●	●				9	312030482	1	Manicotto	Sleeve
				●	●				10	313620303	1	Raccordo	Connector
				●	●				11	313620304	1	Manicotto	Sleeve
				●	●				12	312053506	1	Manicotto L=70 mm	Sleeve L=70 mm
				●	●				13	312020506	1	Manicotto L=620 mm	Sleeve L=620 mm
				●	●				14	312038315	1	Manicotto L=50 mm	Sleeve L=50 mm
				●	●				15	313620311	1	Manicotto L=200 mm	Sleeve L=200 mm
				●	●				17	325520447	1	Manicotto L=1300 mm	Sleeve L=1300 mm
				●	●				18	325520172	1	Pompa del vuoto	Vacuum pump
				●	●				19	325520345	3	Gommino fissaggio pompa	Rubber
				●	●				20	165010100	1	Passacavo	Wire inlet
				●	●				21	315520169	1	Valvola di non ritorno	Not return valve
				●	●				22	325520348	1	Manicotto L=200 mm	Sleeve L=200 mm

Modena

MASERATI	MOTORE 3V: IMPIANTO DEPRESSIONE (G.DX. CON SONDA LAMBDA)	3V ENGINE: VACUUM SYSTEM (R.H. STEERING WITH LAMBDA FEELER)	TAVOLA DRAWING 10/5

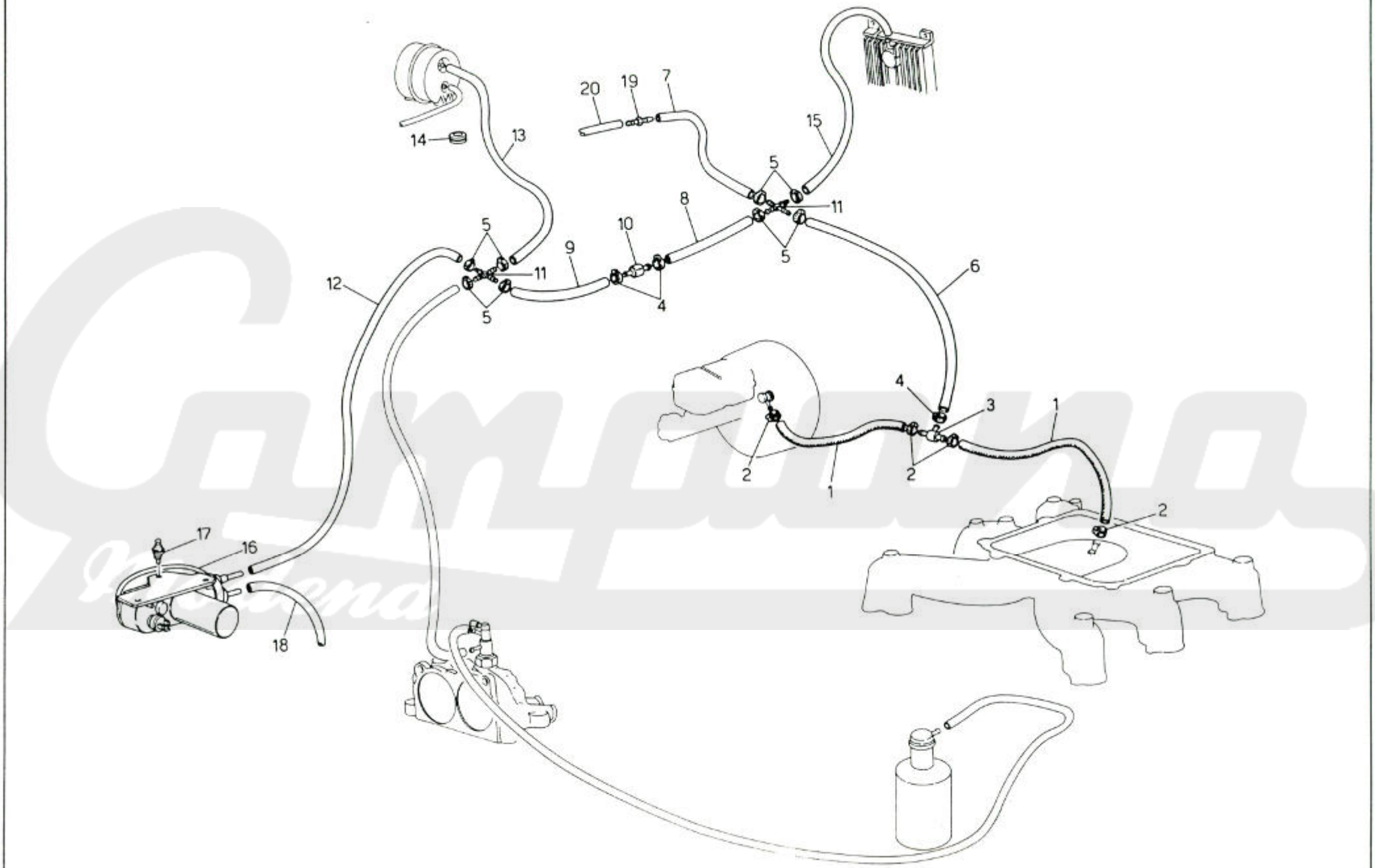

Campano Modena

MASERATI

COUPÉ 1991

MOTORE 3V: IMPIANTO DEPRESSIONE (G.DX. CON SONDA LAMBDA)

3V ENGINE: VACUUM SYSTEM (R.H. STEERING WITH LAMBDA FEELER)

TAVOLA DRAWING **10/5**

78	77	68	67	59	58	62	52	53	POS N.	N. COD. CODE No.	Q.TA Q.TY	DENOMINAZIONE	DESCRIPTION
●	●								1	312048302	2	Manicotto L=250 mm	Sleeve L=250 mm
●	●								2	312020404	4	Fascetta	Clamp
●	●								3	312027337	1	Raccordo a 3 vie	Three way connector
●	●								4	312050310	3	Fascetta	Clamp
●	●								5	312020371	8	Fascetta	Clamp
●	●								6	312020507	1	Manicotto L=220 mm	Sleeve L=220 mm
●	●								7	313620304	1	Manicotto	Sleeve
●	●								8	312053506	1	Manicotto L=70 mm	Sleeve L=70 mm
●	●								9	312038315	1	Manicotto L=50 mm	Sleeve L=50 mm
●	●								10	315520169	1	Valvola di non ritorno	Not return valve
●	●								11	312030422	2	Raccordo 4 vie	Four way connector
●	●								12	325520447	1	Manicotto L=1300 mm	Sleeve L=1300 mm
●	●								13	312020479	1	Manicotto L=1200 mm	Sleeve L=1200 mm
●	●								14	165010100	1	Passacavo	Wire inlet
●	●								15		1	Manicotto L=2600 mm (non fornito)	Sleeve L=2600 mm (not supplied)
●	●								16	325520172	1	Pompa vuoto	Vacuum pump
●	●								17	325520345	3	Gommino	Rubber
●	●								18	325520348	1	Manicotto L=200 mm	Sleeve L=200 mm
●	●								19	313620303	1	Raccordo	Connector
●	●								20	313620304	1	Manicotto	Sleeve

Epoca Modena

MASERATI	MOTORE 3V: IMPIANTO DEPRESSIONE (G.DX. SENZA SONDA LAMBDA)	3V ENGINE: VACUUM SYSTEM (R.H. STEERING WITHOUT LAMBDA FEELER)	TAVOLA DRAWING 10/6

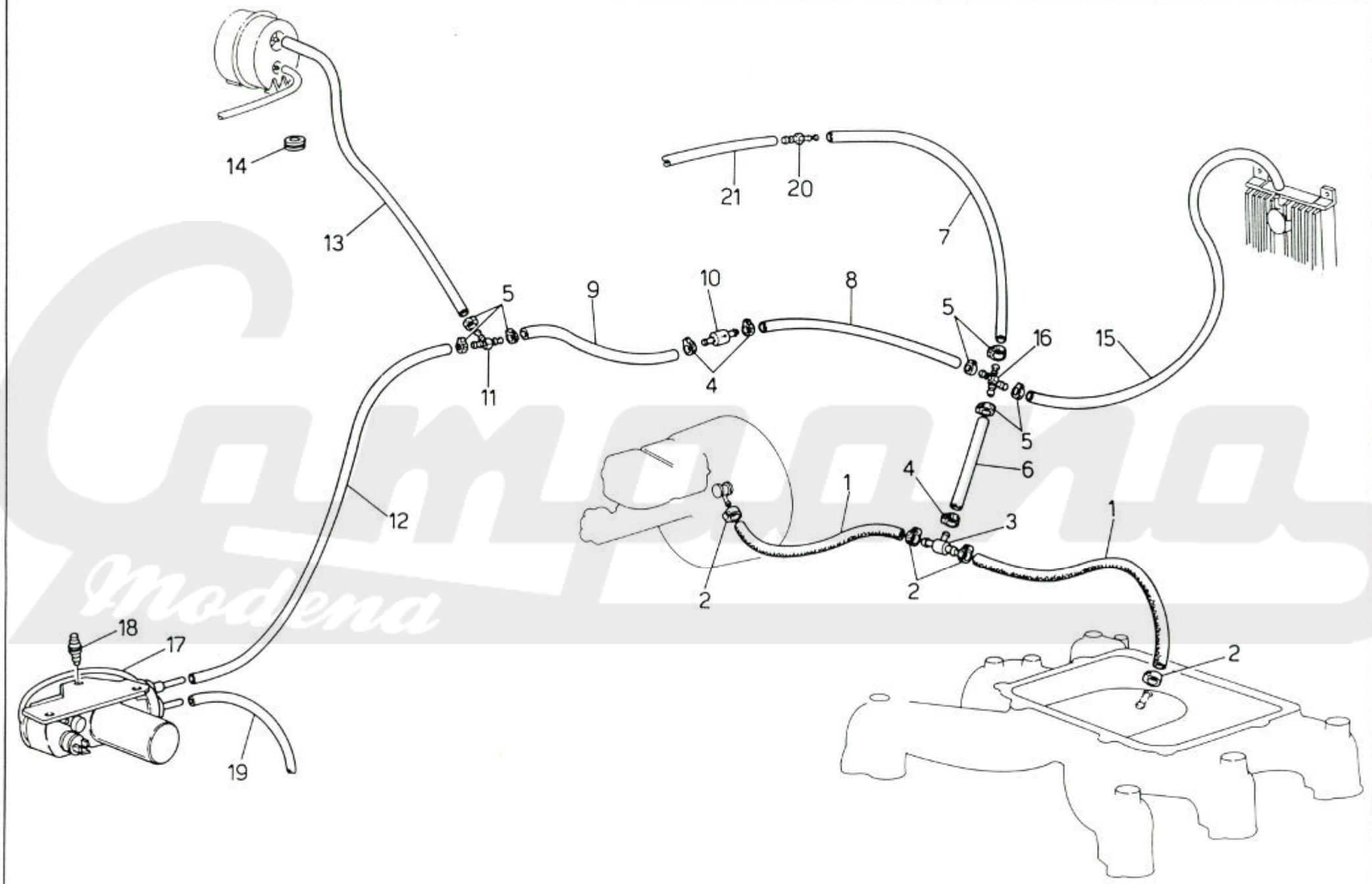

D.E.Ca. - Lugo

MASERATI

COUPÉ 1991

MOTORE 3V: IMPIANTO DEPRESSIONE (G.DX. SENZA SONDA LAMBDA)

3V ENGINE: VACUUM SYSTEM (R.H. STEERING WITHOUT LAMBDA FEELER)

TAVOLA DRAWING 10/6

78	77	68	67	59	58	62	52	53	POS N.	N. COD. CODE No.	Q.TA Q.TY	DENOMINAZIONE	DESCRIPTION
		●	●						1	312048302	2	Manicotto L=250 mm	Sleeve L=250 mm
		●	●						2	312020404	4	Fascetta	Clamp
		●	●						3	312027337	1	Raccordo a 3 vie	Tree way connector
		●	●						4	312050310	3	Fascetta	Clamp
		●	●						5	312020371	7	Fascetta	Clamp
		●	●						6	312020507	1	Manicotto L=220 mm	Sleeve L=220 mm
		●	●						7	313620304	1	Manicotto	Sleeve
		●	●						8	312053506	1	Manicotto L=70 mm	Sleeve L=70 mm
		●	●						9	312038315	1	Manicotto L=50 mm	Sleeve L=50 mm
		●	●						10	315520169	1	Valvola di non ritorno	Not return valve
		●	●						11	312020336	1	Raccordo a 3 vie	Three way connector
		●	●						12	325520447	1	Manicotto L=1300 mm	Sleeve L=1300 mm
		●	●						13	315527448	1	Manicotto L=1000 mm	Sleeve L=1000 mm
		●	●						14	165010100	1	Passacavo	Wire inlet
		●	●						15		1	Manicotto L=2600 mm (non fornito)	Sleeve L=2600 mm (not supplied)
		●	●						16	312030422	1	Raccordo 4 vie	Four way connector
		●	●						17	325520172	1	Pompa vuoto	Vacuum pump
		●	●						18	325520345	3	Gommino	Rubber
		●	●						19	325520348	1	Manicotto L=200 mm	Sleeve L=200 mm
		●	●						20	313620303	1	Raccordo	Connector
		●	●						21	313620304	1	Manicotto	Sleeve

Modena

MASERATI	TURBOCOMPRESSORI RAFFR. AD ACOUA	WATER COOLED TURBOBLOWERS	TAVOLA DRAWING 11

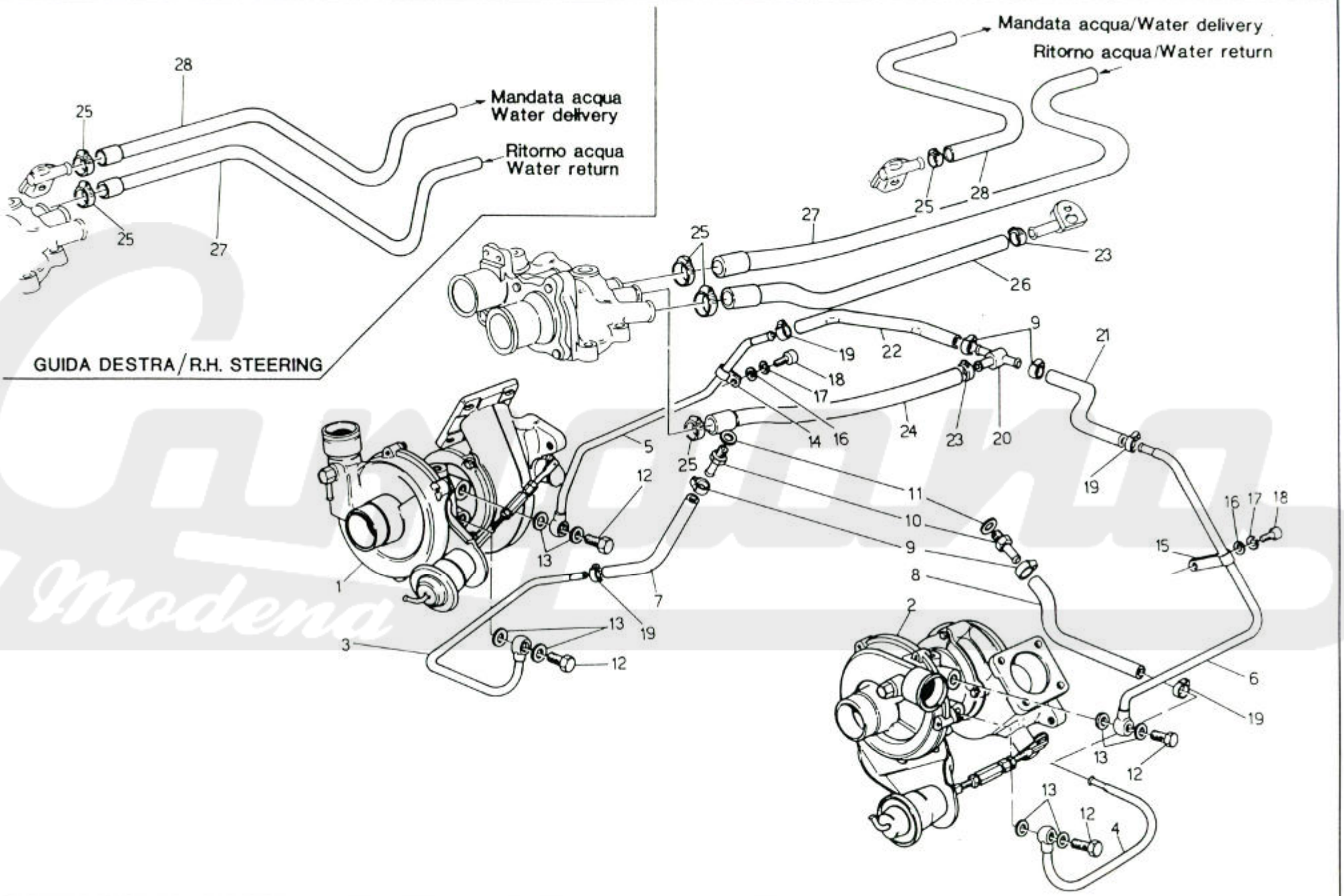

MASERATI

COUPÉ 1991

TURBOCOMPRESSORI RAFFR. AD ACQUA	WATER COOLED TURBOBLOWERS	TAVOLA DRAWING 11

78	77	68	67	59	58	62	52	53	POS N.	N. COD. CODE No.	Q.TA Q.TY	DENOMINAZIONE	DESCRIPTION
								●		312053026	1	Turbo Dx. (foro Waste Gate Ø 19 mm)	R.H. turboblower (hole Waste Gate Ø 19 mm)
●	●	●	●	●	●				1	342000004	1	Turbo Dx.	R.H. turboblower
							●			490360000	1	Turbo Dx.	R.H. turboblower
						●				477360000	1	Turbo Dx.	R.H. turboblower
								●		312053029	1	Turbo Sx. (foro Waste Gate Ø 19 mm)	L.H. turboblower (hole Waste Gate Ø 19 mm)
●	●	●	●	●	●				2	342000003	1	Turbo Sx.	L.H. turboblower
							●			490360100	1	Turbo Sx.	L.H. turboblower
						●				477360100	1	Turbo Sx.	L.H. turboblower
									3	312020138	1	Tubo mandata acqua Dx.	R.H. water delivery pipe
									4	312020137	1	Tubo mandata acqua Sx.	L.H. water delivery pipe
								●	5	312020124	1	Tubo Dx. ritorno acqua	R.H. water return
●	●	●	●	●	●	●	●			342000124	1	Tubo Dx. ritorno acqua	R.H. water return
								●	6	312020122	1	Tubo Sx. ritorno acqua	L.H. water return
●	●	●	●	●	●	●	●			342000122	1	Tubo Sx. ritorno acqua	L.H. water return
									7	312020426	1	Manicotto Dx. mandata acqua	R.H. water delivery sleeve
									8	312020427	1	Manicotto Sx. mandata acqua	L.H. water delivery sleeve
									9	312020404	5	Fascetta	Clamp
									10	312020428	2	Raccordo a tubo	Pipe connector
									11	312020431	2	Guarnizione	Gasket
									12	312020429	4	Vite raccordo	Union screw
									13	312020430	8	Guarnizione	Gasket
									14	312020433	1	Fascetta sagomata Dx.	R.H. clamp
									15	312020432	1	Fascetta sagomata Sx.	L.H. clamp
									16	312220411	2	Rondella piana	Washer
									17	138410060	2	Rondella elastica	Spring washer
									18	108006012	2	Vite	Screw
									19	312020443	4	Fascetta	Clamp
									20	312020407	1	Raccordo 3 vie	Y-connector
									21	312020409	1	Manicotto ritorno acqua Sx.	L.H. water return sleeve
									22	312020422	1	Manicotto ritorno acqua Dx.	R.H. water return sleeve
									23	312020410	1	Fascetta	Clamp
									24	312020462	1	Manicotto rit. acqua	Water return sleeve
									25	314022365	4	Fascetta	Clamp
									26	315520352	1	Manicotto rit. imp. riscald.	Heating system return sleeve
				●	●	●	●	●	27	312020517	1	Manicotto rit. acqua dal riscaldamento	Heating system water return
●	●	●	●							345524359	1	Manicotto ritorno acqua del risc.	Heating system water return
				●	●	●	●	●	28	312020464	1	Manicotto mandata imp. risc.	Heating system delivery sleeve
●	●	●	●							311848301	1	Manicotto mandata al riscal.	Heating system delivery sleeve

Orlando Modena

MASERATI	LUBRIFICAZIONE TURBO COMPRESSORI	TURBOBLOWERS LUBRIFICATION	TAVOLA DRAWING 11/1

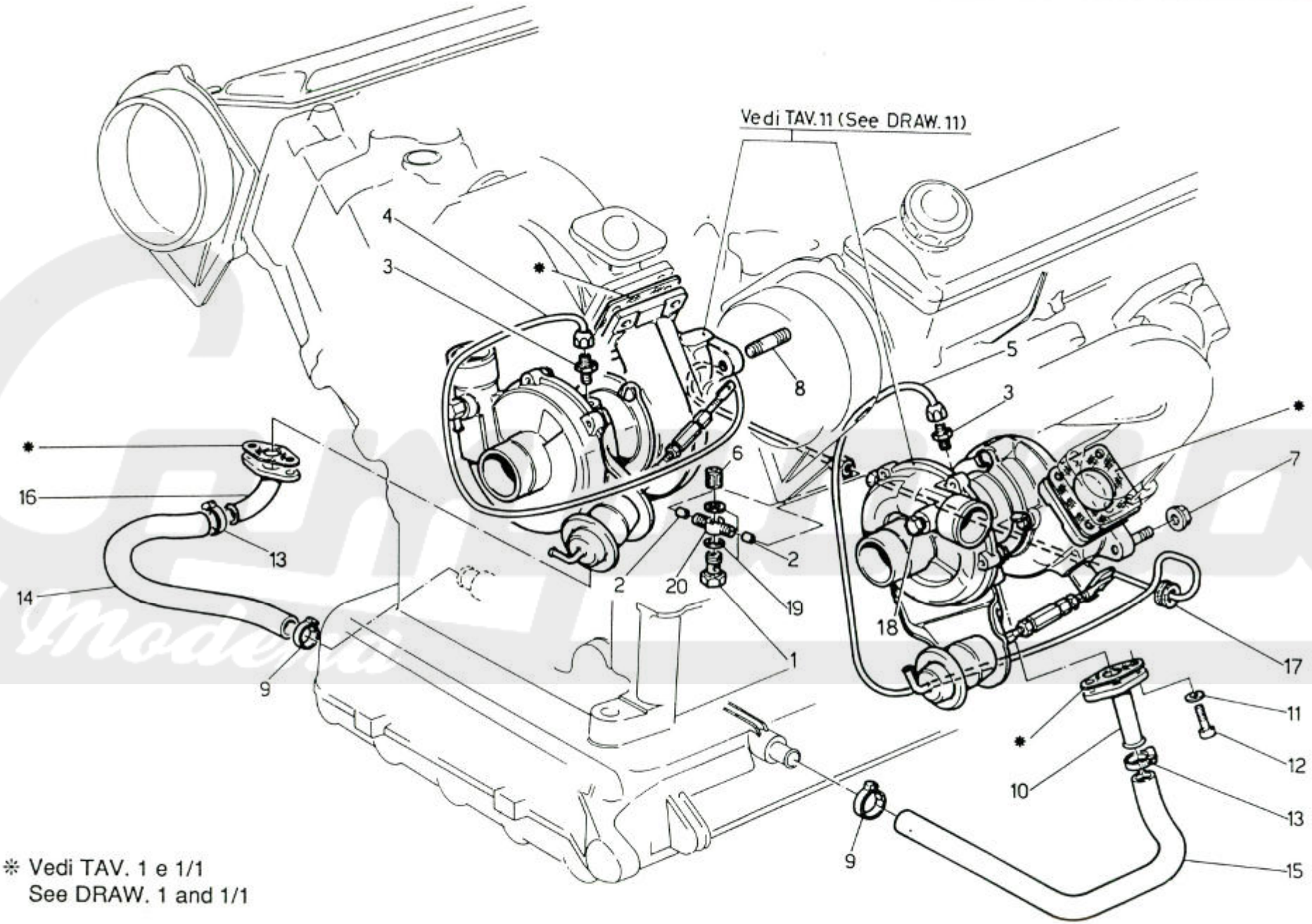

* Vedi TAV. 1 e 1/1
See DRAW. 1 and 1/1

MASERATI

COUPÉ 1991

LUBRIFICAZIONE TURBO COMPRESSORI | TURBOBLOWERS LUBRIFICATION | TAVOLA DRAWING 11/1

78	77	68	67	59	58	62	52	53	POS N.	N. COD. CODE No.	Q.TA Q.TY	DENOMINAZIONE	DESCRIPTION
									1	312020344	1	Vite raccordo	Connector screw
									2	312020328	4	Bicono bloccaggio tubi Bundy	Pipe conn. to fix. Bundy pipe
									3	312020308	2	Vite raccordo	Connector screw
								●	4	312020022	1	Tubo Bundy turbo Dx.	Bundy pipe for R.H. turbob.
●	●	●	●	●	●	●	●			342000022	1	Tubo Bundy turbo Dx.	Bundy pipe for R.H. turbob.
								●	5	312020021	1	Tubo Bundy turbo Sx.	Bundy pipe for L.H. turbob.
●	●	●	●	●	●	●	●			342000023	1	Tubo Bundy turbo Sx.	Bundy pipe for L.H. turbob.
									6	311850329	1	Filtro olio per turbo compressore	Oil filter for turboblowers
									7	312020309	8	Dado	Nut
									8	312020327	8	Prigioniero	Stud
									9	312420504	2	Fascetta	Clamp
								●	10	312020115	1	Raccordo uscita olio turbo Sx.	L.H. oil outlet connector
●	●	●	●	●	●	●	●			342000115	1	Raccordo uscita olio turbo Sx.	L.H. oil outlet connector
									11	138410060	4	Rondella	Washer
									12	108006014	4	Vite	Screw
									13	312020410	2	Fascetta	Clamp
									14	312020408	1	Manicotto scarico olio turbo Dx.	Oil outlet sleeve (R.H. turbob.)
									15	312020405	1	Manicotto scarico olio turbo Sx.	Oil outlet sleeve (L.H. turbob.)
								●	16	312020108	1	Raccordo uscita olio turbo Dx.	Oil outlet connector (R.H. turbob.)
●	●	●	●	●	●	●	●			342000108	1	Raccordo uscita olio turbo Dx.	Oil outlet connector (R.H. turbob.)
									17	312020368	2	Passafilo	Vire inlet
									18	312020376	1	Tappo	Plug
									19	312020353	2	Guarnizione	Gasket
									20	312020351	1	Raccordo ad occhio	Eye connector

Epoca Moderna

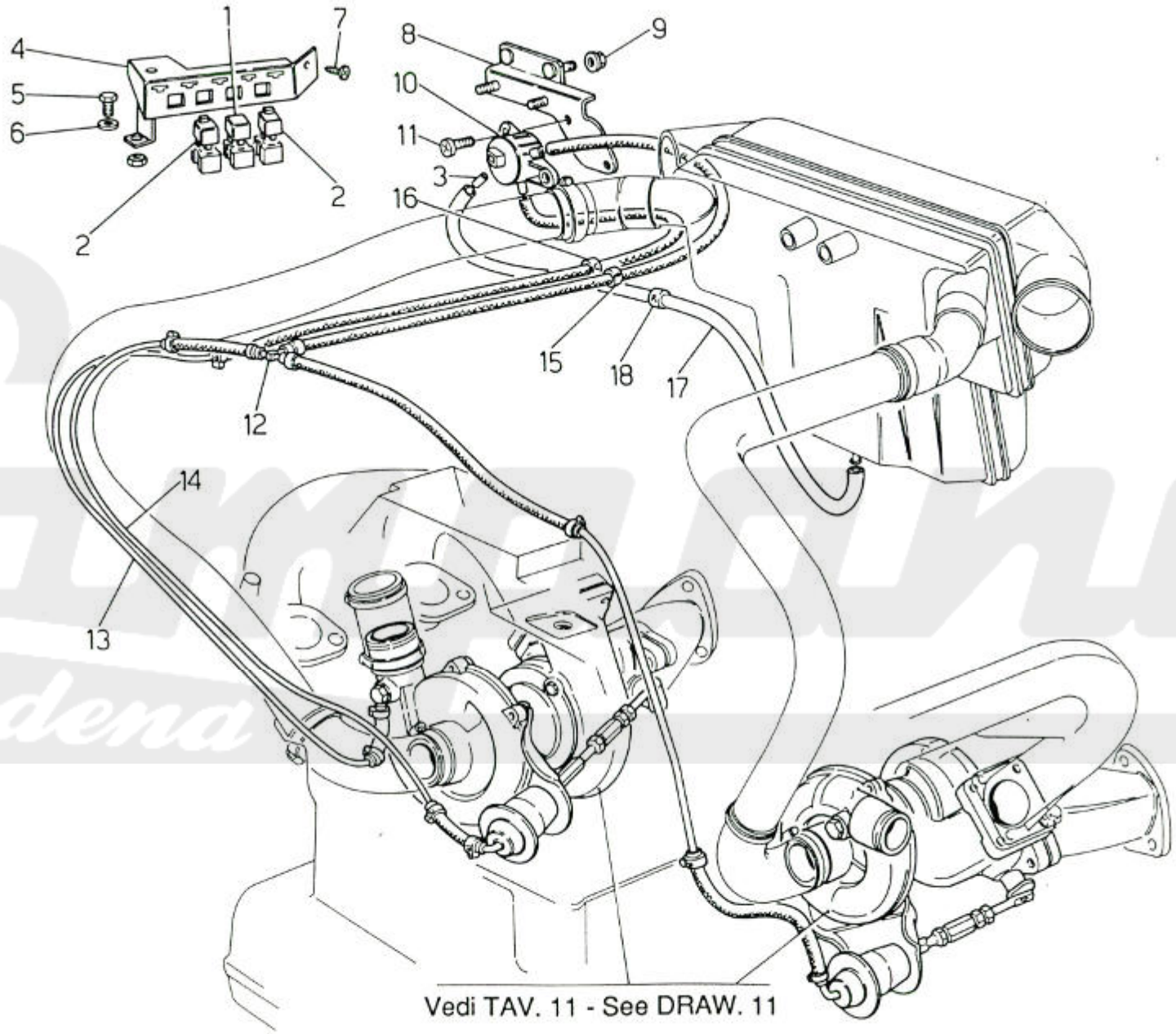

Vedi TAV. 11 - See DRAW. 11

MASERATI	MOTORE 4V: IMPIANTO CONTROLLO BOOST	4V ENGINE: BOOST CONTROL SYSTEM	TAVOLA DRAWING 11/2

COUPÉ 1991										POS N.	N. COD. CODE No.	Q.TA Q.TY	DENOMINAZIONE	DESCRIPTION
	78	77	68	67	59	58	62	52	53					
							●	●	●	1	313320134	1	Relè com. accensione	Ignition control relay
							●	●	●	2	313320106	2	Relè com. iniettori e pompa carburante	Injector and fuel pump control relay
							●	●	●	3	312020375	1	Restrizione su uscita "R" valv. solenoide	Restriction
							●	●	●	4	313753109	1	Supporto relè	Relay support
							●	●	●	5	108006016	1	Vite	Screw
							●	●	●	6	138410060	1	Rondella	Washer
							●	●	●	7	119142160	1	Vite	Screw
							●	●	●	8	313753110	1	Supporto solenoide	Solenoid support
							●	●	●	9	122600060	2	Dado	Nut
							●	●	●	10	313320163	1	Valvola solenoide	Solenoid valve
							●	●	●	11	119148130	2	Vite	Screw
							●	●	●	12	312020399	1	Raccordo 3 vie	3 ways union
							●	●	●	13	312053025	1	Tubaz. colleg. turbo Dx. completa	Complete R.H. turbo connection pipe
							●	●	●	14	312053020	1	Tubaz. colleg. wastegate turbo Sx. e Dx. completa	Complete L.H. and R.H. turbo wastegate connection pipe
							●	●	●	15	312020397	1	Fascetta identificazione (W)	Clamp
							●	●	●	16	312020396	1	Fascetta identificazione (C)	Clamp
							●	●	●	17	312020508	1	Manicotto L=295 mm.	Sleeve
							●	●	●	18	312020395		Fascetta identificazione (R)	Clamp

Campana Modena

MASERATI	MOTORE 3V: IMPIANTO CONTROLLO BOOST	3V ENGINE: BOOST CONTROL SYSTEM	TAVOLA DRAWING 11/3

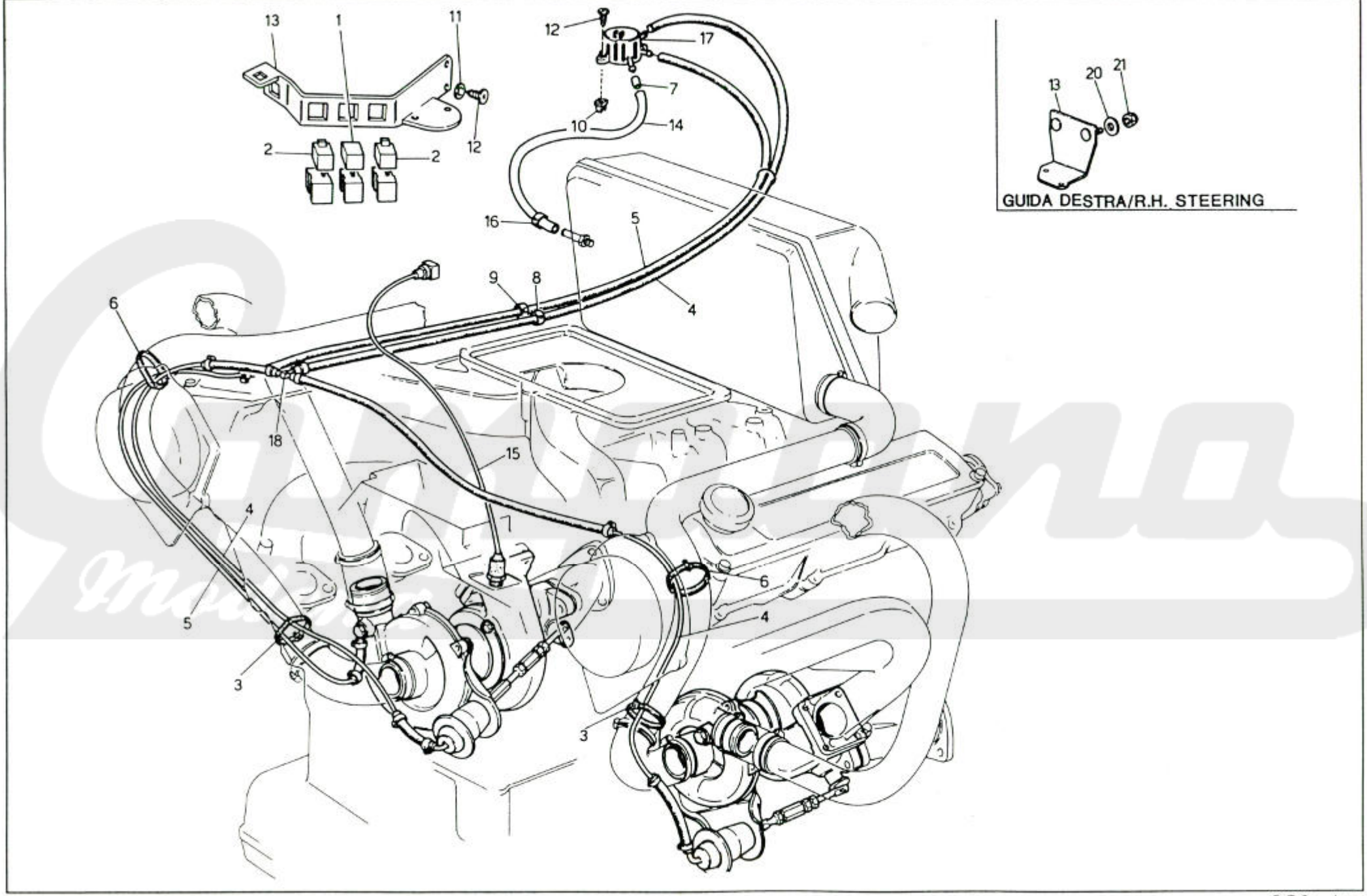

D.E.Ca. - Lugo

MASERATI

COUPÉ 1991

MOTORE 3V: IMPIANTO CONTROLLO BOOST

3V ENGINE: BOOST CONTROL SYSTEM

TAVOLA DRAWING 11/3

78	77	68	67	59	58	62	52	53	POS N.	N. COD. CODE No.	Q.TA Q.TY	DENOMINAZIONE	DESCRIPTION
●	●	●	●	●	●				1	313320134	1	Relè com. accensione	Ignition relay
●	●	●	●	●	●				2	313320106	2	Relè com. iniettori e pompa carburante	Relay
●	●	●	●	●	●				3	312020380	2	Fascetta fiss. tubazione	Clamp
●	●	●	●	●	●				4	312053020	1	Tubaz. completa colleg. Wastegate Turbo Sx. e Dx.	Complete pipe to conn. L.H. and R.H. turbob. Wastegate
●	●	●	●	●	●				5	312053025	1	Tubaz. completa colleg. Turbo Dx.	Complete pipe to conn. R.H. turbob.
●	●	●	●	●	●				6	312020382	2	Fascetta fiss. sup. tubazione	Clamp
		●	●						7	342000375	1	Restrizione su uscita R. solenoide	Restriction on "R" outlet solenoid
●	●			●	●					342010375	1	Restrizione su uscita R. solenoide	Restriction on "R" outlet solenoid
●	●	●	●	●	●				8	312020397	1	Fascetta identificazione (W)	Identification clamp (W)
●	●	●	●	●	●				9	312020396	1	Fascetta identificazione (C)	Identification clamp (C)
●	●	●	●	●	●				10	319220324	5	Madrevite	Screw
●	●	●	●	●	●				11	169020005	3	Rondella piana	Washer
●	●	●	●	●	●				12	119148130	4	Vite fiss. supporto valvole e sensore	Screw
				●	●				13	313720102	1	Elemento supporto	Support element
●	●	●	●							313347168	1	Elemento supporto per guida Dx.	Support element R.H. steering
●	●	●	●	●	●				14	312020508	1	Manicotto colleg. valv. solenoide (R) con coperchio inf. filtro	Sleeve to conn. "R" solenoid valve to lower cover
●	●	●	●	●	●				15	313220112	1	Sensore di detonazione	Explosion sensor
●	●	●	●	●	●				16	312020395	1	Fascetta identificazione (R)	Identification clamp (R)
●	●	●	●	●	●				17	313320163	1	Valvola solenolde	Solenoid valve
●	●	●	●	●	●				18	312020399	1	Raccordo a 3 vie	Y-connector
●	●	●	●						20	135900064	2	Rondella	Washer
●	●	●	●						21	122600060	2	Dado	Nut

Modena

MASERATI	IMPIANTO DI SCARICO (SENZA CATALIZZATORE)	EXHAUST SYSTEM (WITHOUT PAINT CATALYS)	TAVOLA DRAWING 12

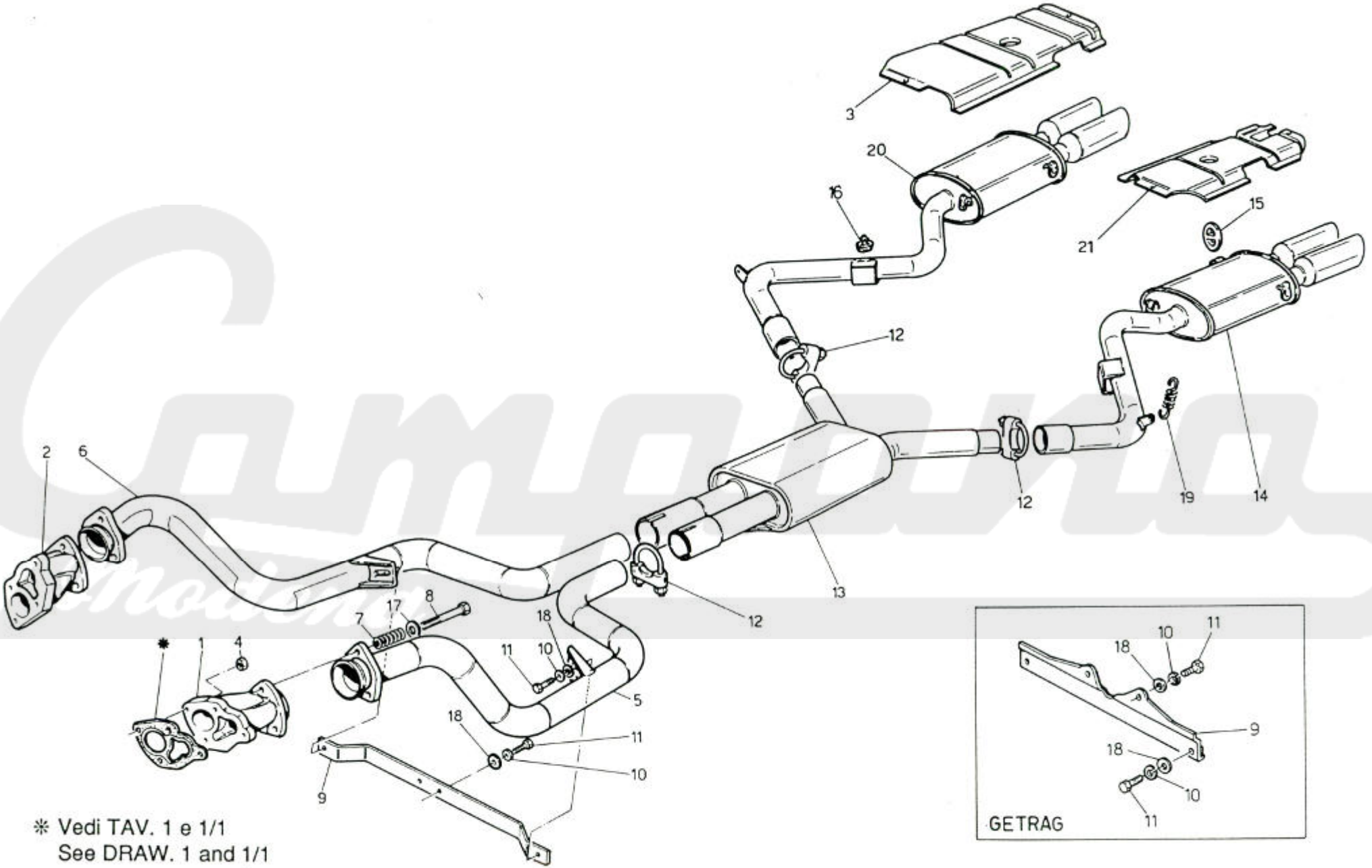

* Vedi TAV. 1 e 1/1
See DRAW. 1 and 1/1

MASERATI

COUPÉ 1991

IMPIANTO DI SCARICO (SENZA CATALIZZATORE) — **EXHAUST SYSTEM (WITHOUT PAINT CATALYS)**

TAVOLA DRAWING **12**

78	77	68	67	59	58	62	52	53	POS N.	N. COD. CODE No.	Q.TA Q.TY	DENOMINAZIONE	DESCRIPTION
		●	●				●		1	342000301	1	Collettore Sx. coll. turbo	L.H. manifold
								●		312020301	1	Collettore Sx. coll. turbo	L.H. manifold
		●	●				●		2	342000302	1	Collettore Dx. coll. turbo	R.H. manifold
								●		312020302	1	Collettore Dx. coll. turbo	R.H. manifold
		●	●				●	●	3	319053116	1	Schermo Dx.	R.H. screen
		●	●						4	312051309	8	Dado	Nut
								●	5	319053101	1	Tubazione ant. Sx.	L.H. front tube
		●	●				●			329071101	1	Tubazione ant. Sx.	L.H. front tube
								●	6	319053102	1	Tubazione ant. Dx.	R.H. front tube
		●	●				●			329071102	1	Tubazione ant. Dx.	R.H. front tube
		●	●						7	319020303	6	Molla corta fix. tub. scar.	Spring
		●	●				●		8	349000301	6	Vite	Screw
								●		319020301	6	Vite	Screw
			●						9	319020107	1	Staffa supp. scarico (per cambio man. ZF)	Bracket (for ZF manual transm.)
		●								319055108	1	Supp. tubaz. ant. (solo per cambio aut. 4 HP)	Support (for 4 HP aut. transm.)
							●	●		329053107	1	Staffa supp. scarico (per cambio man. Getrag)	Bracket (for Getrag manual transm.)
		●	●				●	●	10	138200080	4	Rondella elastica	Washer
		●	●				●	●	11	101208016	4	Vite	Screw
		●	●				●	●	12	329056008	4	Collare stringitubo	Clip
		●	●				●		13	319070106	1	Tubazione centrale	Central pipe, assy
								●		319053106	1	Tubazione centrale	Central pipe, assy
		●	●				●	●	14	319053109	1	Silenziatore post. Sx.	Rear pipe L.H.
		●	●				●	●	15	319020300	6	Anello in gomma sup.	Ring
		●	●				●	●	16	312120300	4	Tampone	Buffer
		●	●				●	●	17	135900084	6	Rondella	Washer
		●	●				●	●	18	163020080	4	Rondella	Washer
		●	●				●	●	19	319030312	2	Molla	Spring
		●	●				●	●	20	319053110	1	Silenziatore post. Dx.	Rear pipe R.H.
		●	●				●	●	21	319053115	1	Schermo Sx.	L.H. screen

MASERATI	MOTORE 4V: IMPIANTO DI SCARICO (CON CATALIZZATORE)	4V ENGINE: EXHAUST SYSTEM (WITH PAINT CATALYS)	TAVOLA DRAWING 12/1

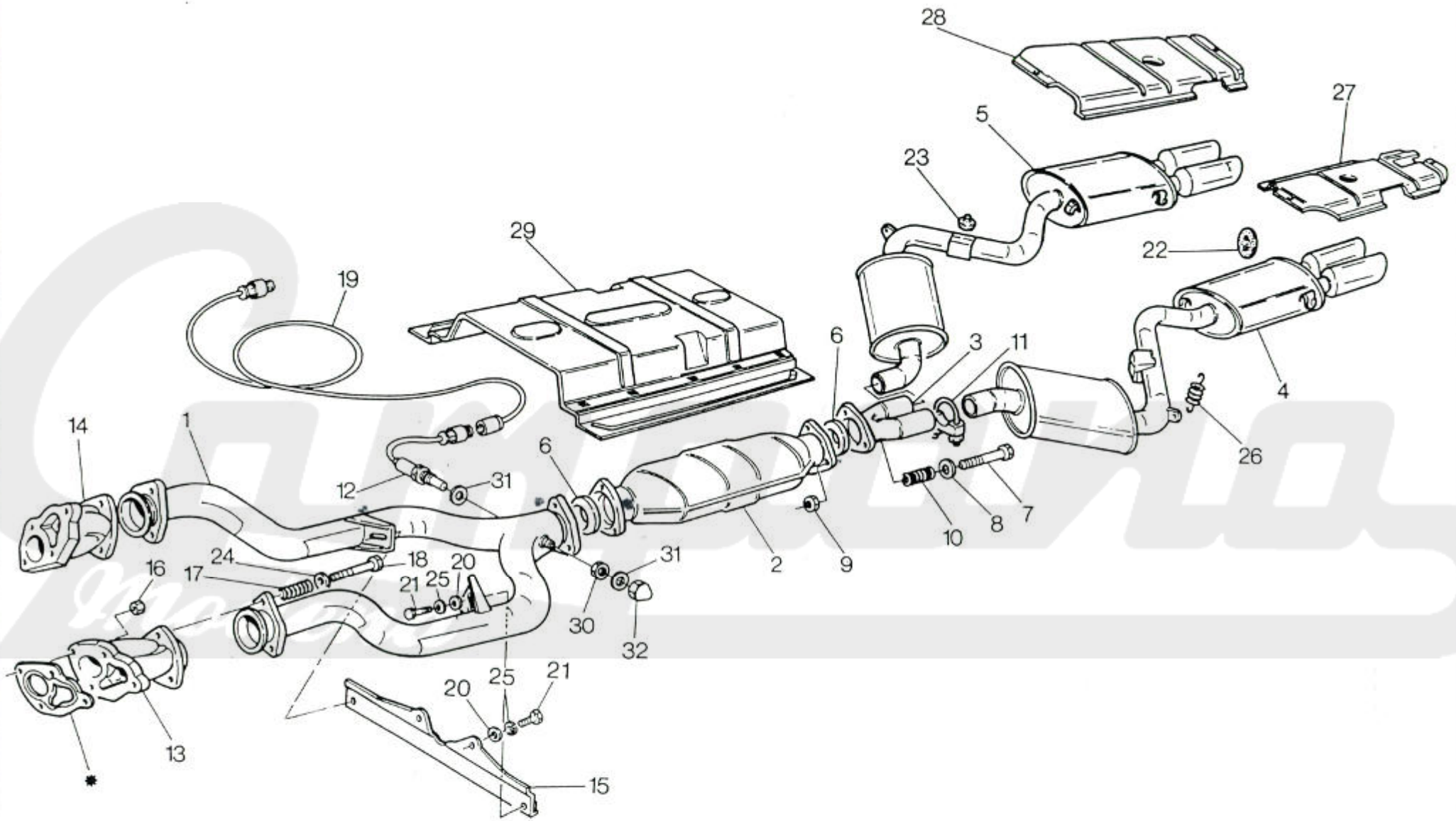

MASERATI

COUPÉ 1991

MOTORE 4V: IMPIANTO DI SCARICO (CON CATALIZZATORE) | 4V ENGINE: EXHAUST SYSTEM (WITH PAINT CATALYS) | TAVOLA DRAWING 12/1

78	77	68	67	59	58	62	52	53	POS N.	N. COD. CODE No.	Q.TA Q.TY	DENOMINAZIONE	DESCRIPTION
						●			1	319062104	1	Collettore scarico anterore	Front exhaust pipe
						●			2	319062105	1	Catalizzatore centrale	Central paint catalys
						●			3	319062106	1	Tubazione centrale	Central pipe, assy
						●			4	319062109	1	Silenziatore post. Sx.	L.H. rear silencer
						●			5	319062110	1	Silenziatore post. Dx.	R.H. rear silencer
						●			6	319030305	2	Anello di tenuta	Sealing ring
						●			7	108010070	6	Vite	Screw
						●			8	135900105	6	Rondella	Washer
						●			9	125100100	6	Dado	Nut
						●			10	319030313	6	Molla	Spring
						●			11	329056008	2	Collare posteriore	Clamp
						●			12	323760107	1	Sonda lambda	Lambda sensor
						●			13	342000301	1	Collettore Sx.	L.H. manifold
						●			14	342000302	1	Collettore Dx.	R.H. manifold
						●			15	329053107	1	Supporto tubaz. ant. (cambio Getrag)	Support (Getrag transm.)
						●			16	312051309	8	Dado	Nut
						●			17	319020303	6	Molla	Spring
						●			18	319020301	6	Vite	Screw
						●			19	323760108	1	Cablaggio per sonda Lambda	Cable for Lambda feeler
						●			20	138200080	4	Rondella	Washer
						●			21	101208016	4	Vite	Screw
						●			22	319020300	6	Supporto	Support
						●			23	312120300	2	Tampone	Buffer
						●			24	135900105	6	Rondella	Washer
						●			25	163020080	4	Rondella	Washer
						●			26	319030312	2	Molla	Spring
						●			27	319053115	1	Schermo Sx.	L.H. screen
						●			28	319053116	1	Schermo Dx.	R.H. screen
						●			29	329060118	1	Schermo centrale	Central screen
						●			30	non fornito	1	Dado	Nut
						●			31	134700105	2	Rondella	Washer
						●			32	319030328	1	Dado cieco	Cup nut

MASERATI	MOTORE 3V: IMPIANTO DI SCARICO (CON CATALIZZATORE)	3V ENGINE: EXHAUST SYSTEM (WITH PAINT CATALYS)	TAVOLA DRAWING 12/2

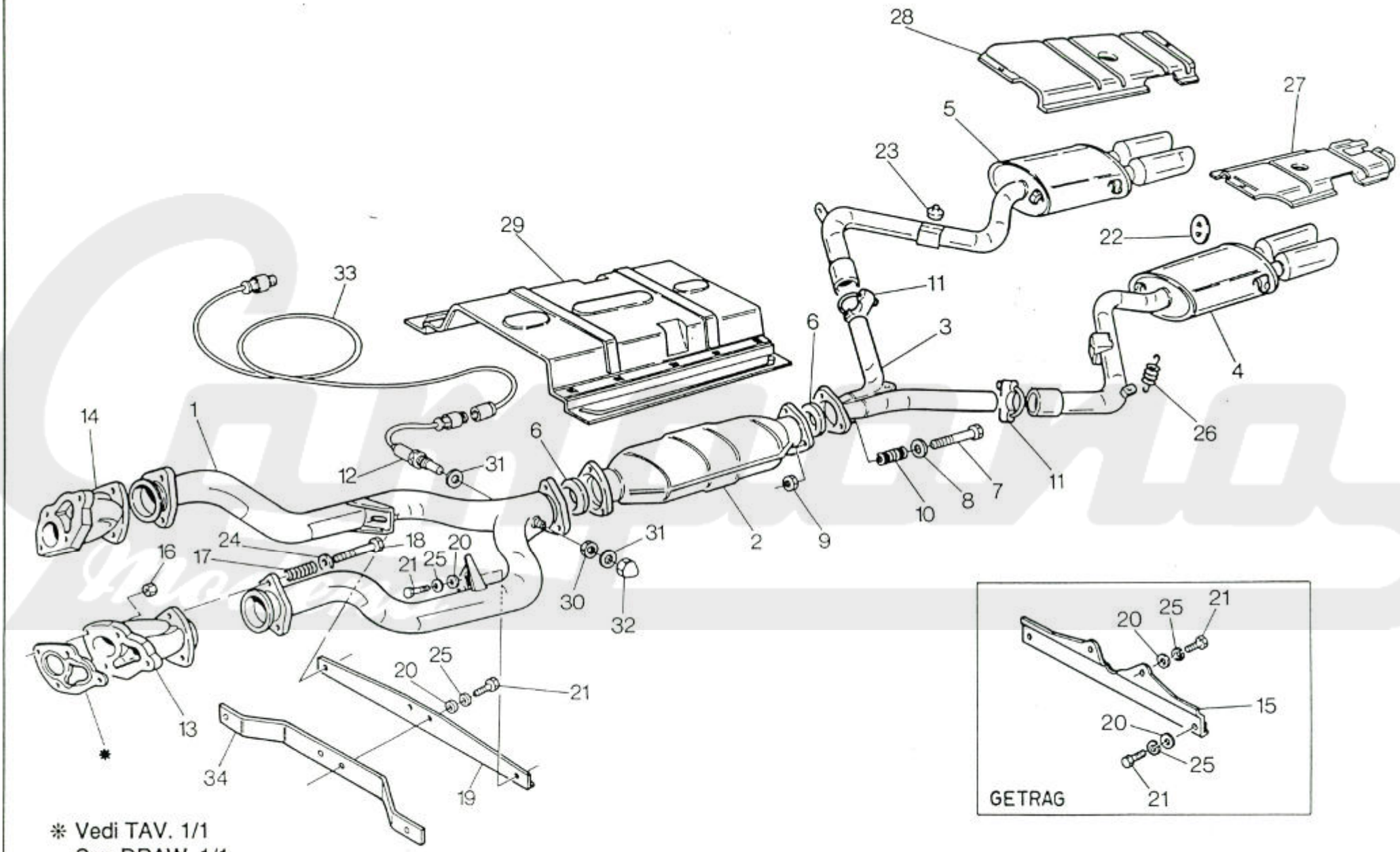

* Vedi TAV. 1/1
See DRAW. 1/1

MASERATI

MOTORE 3V: IMPIANTO DI SCARICO (CON CATALIZZATORE) | 3V ENGINE: EXHAUST SYSTEM (WITH PAINT CATALYS) | TAVOLA DRAWING 12/2

COUPÉ 1991

78	77	68	67	59	58	62	52	53	POS N.	N. COD. CODE No.	Q.TA Q.TY	DENOMINAZIONE	DESCRIPTION
●	●			●	●				1	329060104	1	Collettore scarico anterore	Front exhaust pipe
●	●			●	●				2	329060105	1	Catalizzatore	Paint catalys
●	●			●	●				3	319074106	1	Tubazione centrale	Central pipe, assy
●	●			●	●				4	319055109	1	Silenziatore post. Sx.	L.H. rear silencer
				●						319059109	1	Silenziatore post. Sx. (solo per CH)	L.H. rear silencer (only for CH)
●	●			●	●				5	319055110	1	Silenziatore post. Dx.	R.H. rear silencer
				●						319059110	1	Silenziatore post. Dx. (solo per CH)	R.H. rear silencer (only for CH)
●	●			●	●				6	319030305	2	Anello di tenuta	Sealing ring
●	●			●	●				7	108010070	6	Vite	Screw
●	●			●	●				8	135900105	6	Rondella	Washer
●	●			●	●				9	125100100	6	Dado	Nut
●	●			●	●				10	319030313	6	Molla	Spring
●	●			●	●				11	329056008	2	Collare posteriore	Clamp
●	●			●	●				12	323760107	1	Sonda lambda	Lambda sensor
●	●			●	●				13	342000301	1	Collettore Sx.	L.H. manifold
●	●			●	●				14	342000302	1	Collettore Dx.	R.H. manifold
									15	329053107	1	Supporto tubaz. ant. (cambio Getrag)	Support (Getrag transm.)
●	●			●	●				16	312051309	8	Dado	Nut
●	●			●	●				17	319020303	6	Molla	Spring
●	●			●	●				18	349000301	6	Vite	Screw
	●				●				19	319020107	1	Supporto scarico (per cambio man. ZF)	Support (for ZF manual transm.)
●	●			●	●				20	138200080	4	Rondella	Washer
●	●			●	●				21	101208016	4	Vite	Screw
●	●			●	●				22	319020300	6	Supporto	Support
●	●			●	●				23	312120300	2	Tampone	Buffer
●	●			●	●				24	135900105	6	Rondella	Washer
●	●			●	●				25	163020080	4	Rondella	Washer
●	●			●	●				26	319030312	2	Molla	Spring
●	●			●	●				27	319053115	1	Schermo Sx.	L.H. screen
●	●			●	●				28	319053116	1	Schermo Dx.	R.H. screen
●	●			●	●				29	329060118	1	Schermo centrale	Central screen
●	●			●	●				30	non fornito	1	Dado	Nut
●	●			●	●				31	134700105	2	Rondella	Washer
●	●			●	●				32	319030328	1	Dado cieco	Cup nut
●	●			●	●				33	323760108	1	Cablaggio per sonda Lambda	Cable for Lambda feeler
●				●					34	319055108	1	Supporto tubaz. ant. (solo per cambio aut. 4HP)	Support (for 4 HP aut. transm.)

D.E.Ca. - Lugo

MASERATI	MOTORE 4V: TUBAZIONI RAFFREDDAMENTO MOTORE E TERMOSTATO	4V ENGINE: ENGINE COOLING PIPES AND THERMOSTAT	TAVOLA DRAWING 13

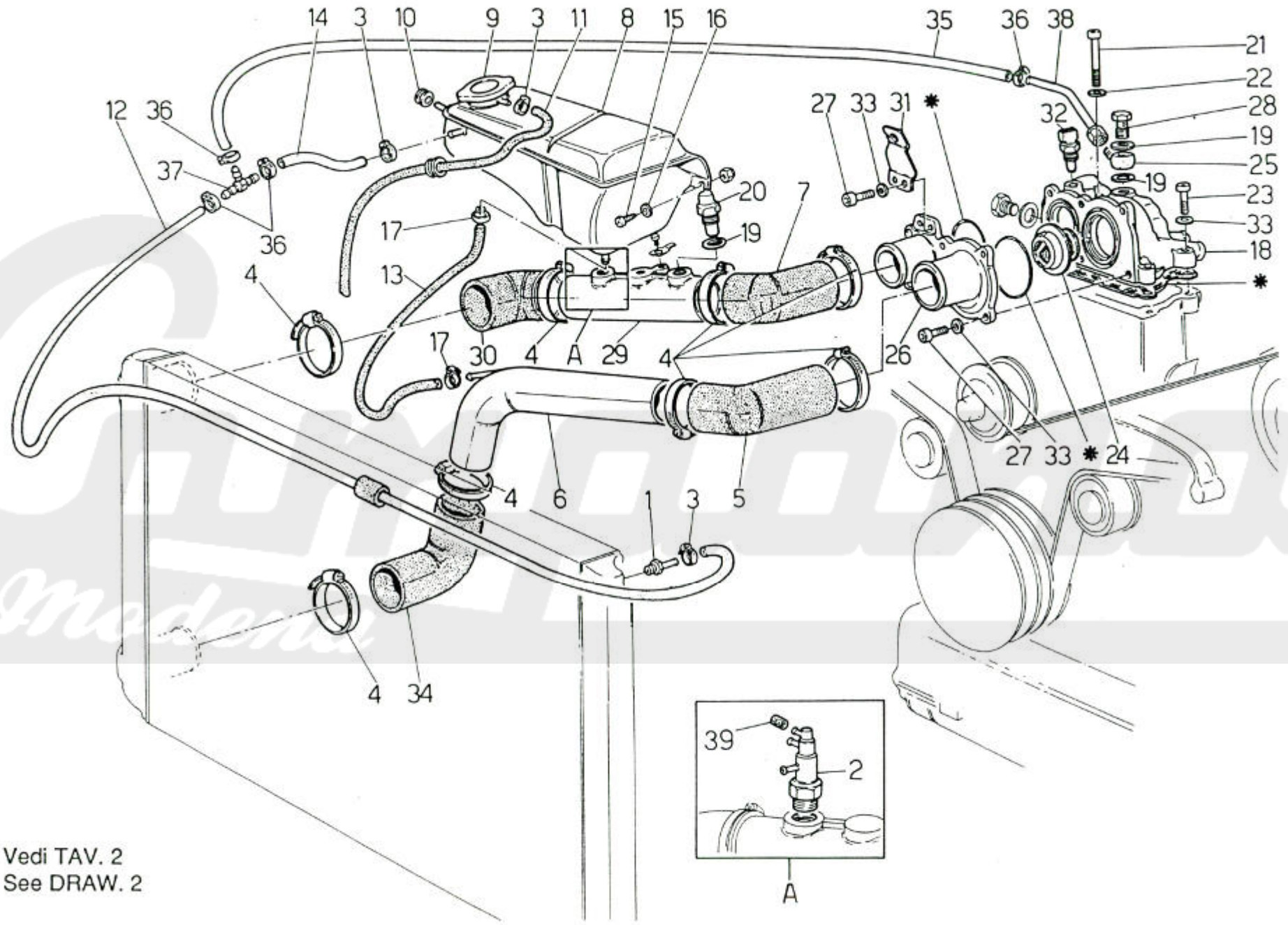

MASERATI

MOTORE 4V: TUBAZIONI RAFFREDDAMENTO MOTORE E TERMOSTATO

4V ENGINE: ENGINE COOLING PIPES AND THERMOSTAT

TAVOLA DRAWING 13

COUPÉ 1991

78	77	68	67	59	58	62	52	53	POS N.	N. COD. CODE No.	Q.TA Q.TY	DENOMINAZIONE	DESCRIPTION
						●	●	●	1	314020328	1	Raccordo serbatoio espansione	Manifold for expansion tank
						●			2	312030127	1	Interruttore vuoto	Switch
						●	●	●	3	186402016	3	Fascetta	Clamp
						●	●	●	4	186403060	8	Fascetta	Clamp
						●	●	●	5	324032320	1	Manicotto superiore	Upper sleeve
						●	●	●	6	314020107	1	Tubazione	Pipe
						●	●	●	7	314053330	1	Manicotto	Sleeve
						●	●	●	8	314020102	1	Serbatoio espansione	Expansion tank
						●	●	●	9	554021103	1	Tappo	Cap
						●	●	●	10	53401311	3	Anello	Rubber ring
						●	●	●	11	394050316	1	Tubazione sfiato	Breather pipe
						●	●	●	12	394050317	1	Tubaz. colleg. serbatoio radiatore	Pipe from expansion tank to radiator
						●	●	●	13	314020318	1	Tubaz. colleg. serbatoio manicotto	Pipe from expansion tank to hose
						●	●	●	14	394050319	1	Manicotto	Sleeve
						●	●	●	15	1012/06020	1	Vite	Screw
						●	●	●	16	1630/10060	1	Rondella piana	Washer
						●	●	●	17	186402024	2	Fascetta	Clamp
						●	●	●	18	314053355	1	Scatola porta termostato (fiss. a 4 fori)	Thermostat housing
						●	●	●	19	192415115	3	Gommino	Rubber
						●	●	●	20	313630102	1	Sonda temperatura acqua	Water temperature feeler
						●	●	●	21	108006080	1	Vite	Screw
						●	●	●	22	310620364	1	Guarnizione	Gasket
						●	●	●	23	108006025	3	Vite	Screw
						●	●	●	24	314020123	1	Termostato acqua 73°	Water thermostat 73°
						●	●	●	25	312020509	1	Racc. ad occhio	Rubber
								●	26	314053358	1	Coperchio termostato	Thermostat cover
						●	●			470045502	1	Coperchio termostato	Thermostat cover
						●	●	●	27	108006018	6	Vite	Screw
						●	●	●	28	312020510	1	Vite	Screw
						●			29	314062331	1	Corpo porta sensori	Sensors holder
							●	●		314052331	1	Corpo porta sensori	Sensors holder
							●	●	30	314053332	1	Manicotto	Sleeve
						●				314062332	1	Manicotto	Sleeve
						●	●	●	31	318253304	1	Piastrino guaina acceleratore	Plate
						●	●	●	32	313720117	1	Sensore temp. acqua	Sensor
						●	●	●	33	138410060	6	Rondella	Washer
						●	●	●	34	314020323	1	Manicotto inferiore	Lower sleeve

MASERATI

COUPÉ 1991

MOTORE 4V: TUBAZIONI RAFFREDDAMENTO MOTORE E TERMOSTATO

4V ENGINE: ENGINE COOLING PIPES AND THERMOSTAT

TAVOLA DRAWING 13

78	77	68	67	59	58	62	52	53	POS N.	N. COD. CODE No.	Q.TA Q.TY	DENOMINAZIONE	DESCRIPTION
						●	●	●	35	312020511	1	Manicotto	Sleeve
						●	●	●	36	314022359	4	Fascetta	Clamp
						●	●	●	37	314022364	1	Trevie racc.	Connection
						●	●	●	38	314022125	1	Tubo	Hose
						●			39	312030441	1	Filtro interruttore	Filter

Compano Modena

MASERATI	MOTORE 3V: TUBAZIONI RAFFREDDAMENTO MOTORE E TERMOSTATO	3V ENGINE: ENGINE COOLING PIPES AND THERMOSTAT	TAVOLA DRAWING 13/1

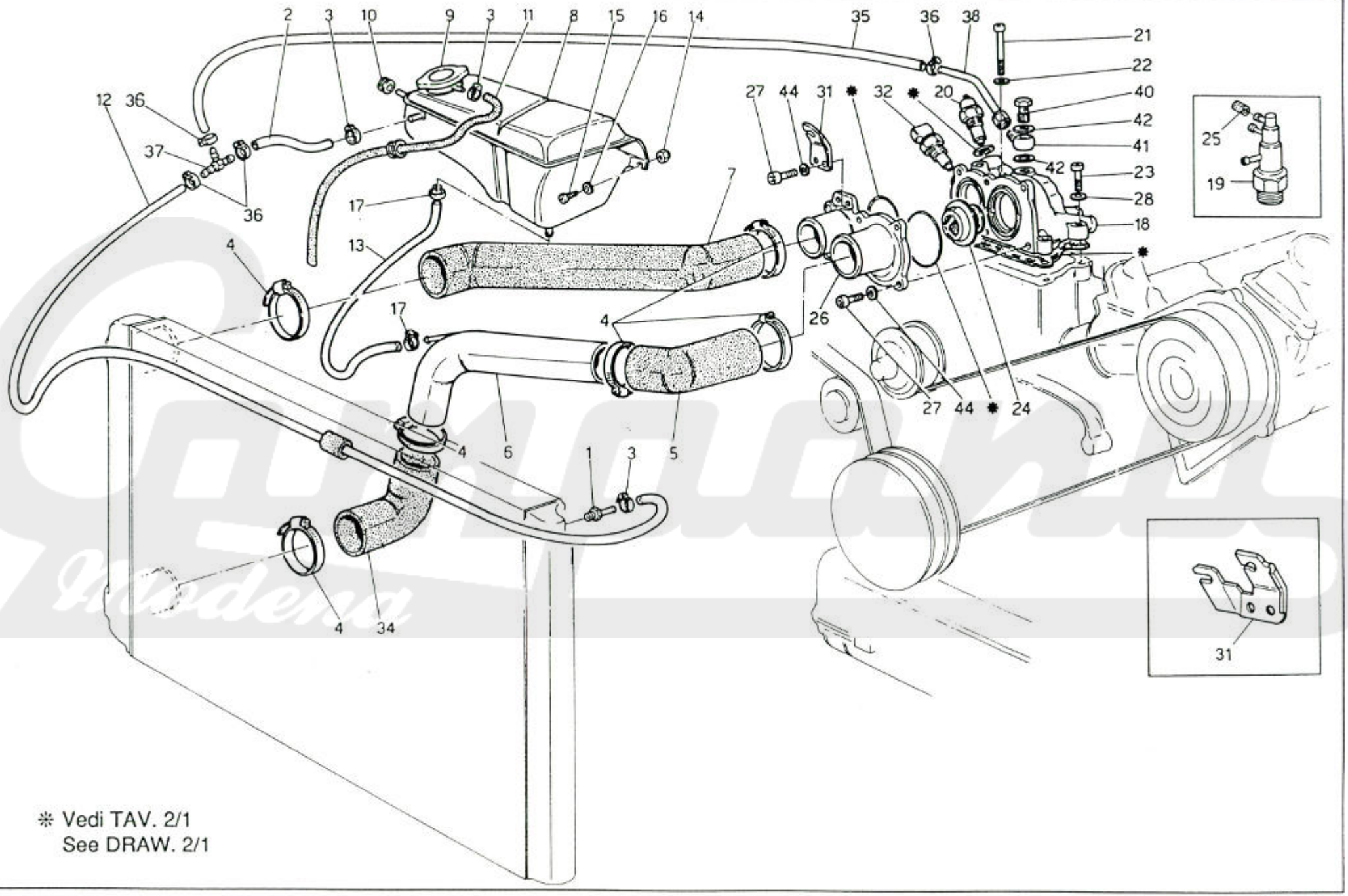

✱ Vedi TAV. 2/1
See DRAW. 2/1

D.E.Ca. - Lugo

MASERATI

COUPÉ 1991

MOTORE 3V: TUBAZIONI RAFFREDDAMENTO MOTORE E TERMOSTATO | **3V ENGINE: ENGINE COOLING PIPES AND THERMOSTAT** | TAVOLA DRAWING **13/1**

78	77	68	67	59	58	62	52	53	POS N.	N. COD. CODE No.	Q.TA Q.TY	DENOMINAZIONE	DESCRIPTION
●	●	●	●	●	●				1	314020328	1	Raccordo serbatoio espansione	Manifold for expansion tank
●	●	●	●	●	●				2	394050319	1	Manicotto	Sleeve
●	●	●	●	●	●				3	186402016	3	Fascetta	Clamp
●	●	●	●	●	●				4	186403060	6	Fascetta	Clamp
●	●	●	●	●	●				5	324032320	1	Manicotto superiore	Upper sleeve
●	●	●	●	●	●				6	314020107	1	Tubazione	Pipe
●	●	●	●	●	●				7	324032325	1	Manicotto	Sleeve
●	●	●	●	●	●				8	314020102	1	Serbatoio espansione	Expansion tank
●	●	●	●	●	●				9	554021103	1	Tappo	Cap
●	●	●	●	●	●				10	53401311	3	Anello	Rubber ring
●	●	●	●	●	●				11	394050316	1	Tubazione sfiato	Breather pipe
●	●	●	●	●	●				12	394050317	1	Tubaz. colleg. serbatoio radiatore	Pipe from expansion tank to radiator
●	●	●	●	●	●				13	314020318	1	Tubaz. colleg. serbatoio manicotto	Pipe from expansion tank to hose
●	●	●	●	●	●				14	128300060	1	Dado	Nut
●	●	●	●	●	●				15	101206020	1	Vite	Screw
●	●	●	●	●	●				16	163010060	1	Rondella piana	Washer
●	●	●	●	●	●				17	186402024	2	Fascetta	Clamp
		●	●						18	314022355	1	Scatola porta termostato	Thermostat housing
●	●			●	●					314037365	1	Scatola porta termostato	Thermostat housing
●	●			●	●				19	312030127	1	Interruttore per vuoto	Switch
●	●	●	●	●	●				20	313630102	1	Sonda temperatura acqua	Water temperature feeler
●	●	●	●	●	●				21	108006080	1	Vite	Screw
●	●	●	●	●	●				22	310620364	1	Guarnizione	Gasket
●	●	●	●	●	●				23	108006025	3	Vite	Screw
●	●	●	●	●	●				24	314020123	1	Termostato acqua 73°	Water thermostat 73°
●	●			●	●				25	312030441	1	Filtro interr.	Filter
●	●	●	●	●	●				26	314053358	1	Coperchio termostato	Thermostat cover
●	●	●	●	●	●				27	108006018	6	Vite	Screw
●	●	●	●	●	●				28	138410060	6	Rondella	Washer
●	●	●	●	●	●				29	138410060	2	Rondella elastica	Spring washer
●	●	●	●	●	●				30	108006012	2	Vite	Screw
	●		●		●				31	318220304	1	Piastrino guaina acceleratore	Plate
●		●		●						314638310	1	Piastrino com. acc. e kick Down	Plate
●	●	●	●	●	●				32	313720117	1	Sensore temp. acqua	Sensor
●	●	●	●	●	●				34	314020323	1	Manicotto inferiore	Lower sleeve
●	●	●	●	●	●				35	312020511	1	Manicotto	Sleeve

MASERATI

COUPÉ 1991

MOTORE 3V: TUBAZIONI RAFFREDDAMENTO MOTORE E TERMOSTATO

3V ENGINE: ENGINE COOLING PIPES AND THERMOSTAT

TAVOLA DRAWING 13/1

78	77	68	67	59	58	62	52	53	POS N.	N. COD. CODE No.	Q.TA Q.TY	DENOMINAZIONE	DESCRIPTION
●	●	●	●	●	●				36	314022359	1	Fascetta	Clamp
●	●	●	●	●	●				37	314022364	1	Tre vie racc.	Connection
●	●	●	●	●	●				38	314022125	1	Tubo	Hose
●	●	●	●	●	●				40	312020510	1	Vite	Screw
●	●	●	●	●	●				41	312020509	1	Racc. ad occhio	Connection
●	●	●	●	●	●				42	192415115	1	Gommino	Rubber

Compano Modena

MASERATI	RADIATORE E VENTILATORI DI RAFFREDDAMENTO	RADIATOR AND COOLING FANS	TAVOLA DRAWING 14

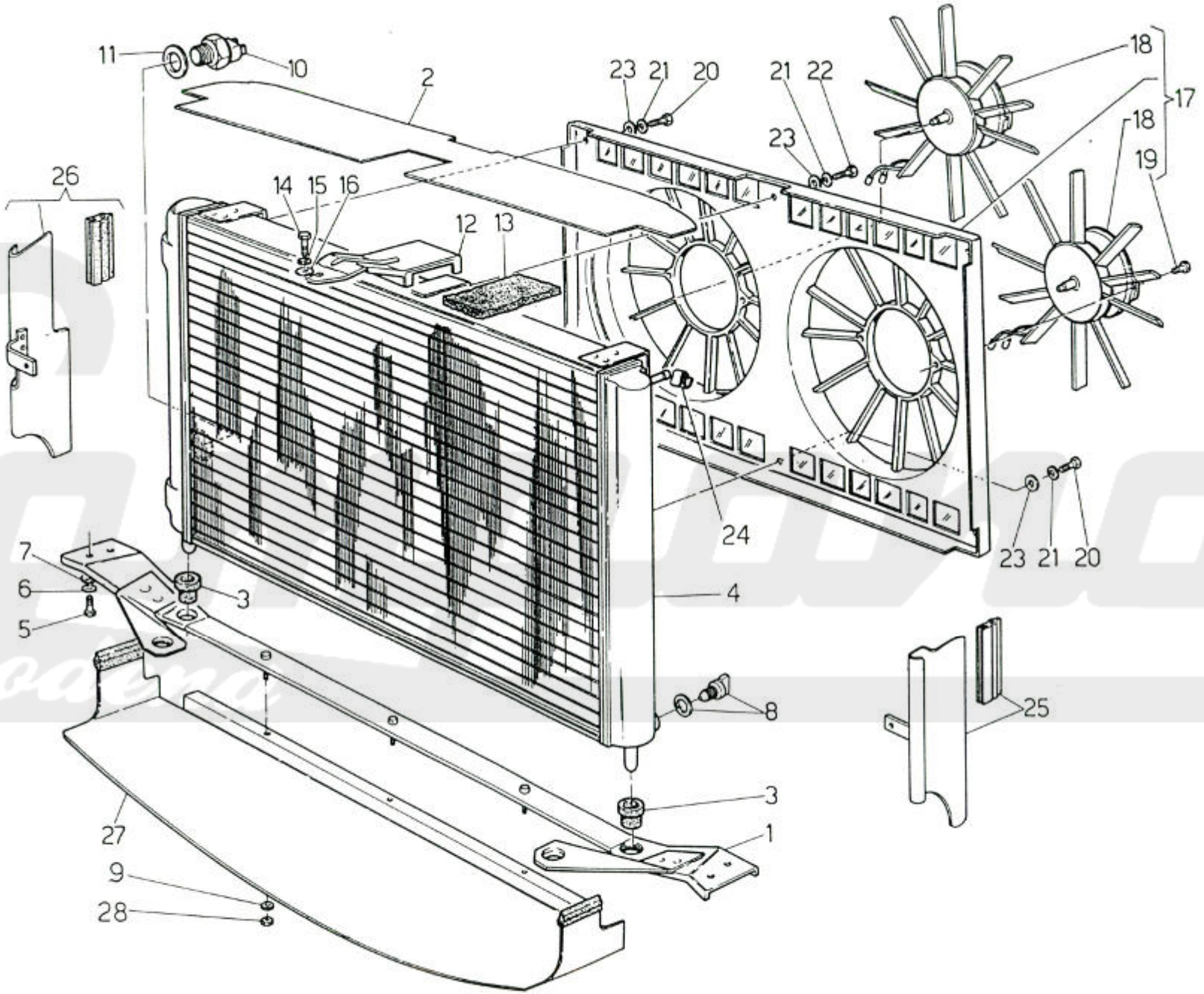

D.E.Ca. - Lugo

MASERATI

COUPÉ 1991

RADIATORE E VENTILATORI DI RAFFREDDAMENTO | **RADIATOR AND COOLING FANS** | TAVOLA DRAWING **14**

78	77	68	67	59	58	62	52	53	POS N.	N. COD. CODE No.	Q.TA Q.TY	DENOMINAZIONE	DESCRIPTION
						●		●	1	314062108	1	Supp. fix. radiatore	Support
●	●	●	●	●	●		●			314053108	1	Supp. fix. radiatore	Support
						●			2	324062360	1	Convogliatore per radiatore	Conveyor
								●		314053018	1	Convogliatore per radiatore	Conveyor
●	●	●	●	●	●		●			314037018	1	Convogliatore per radiatore	Conveyor
									3	53401312	2	Boccola	Bush
						●			4	394050100	1	Radiatore	Radiator
								●		324050109	1	Radiatore (in alluminio)	Radiator (aluminium)
●	●	●	●	●	●		●			314037100	1	Radiatore (in rame)	Radiator (copper)
									5	101208016	4	Vite	Screw
									6	135300084	4	Rondella elastica	Spring washer
									7	163020080	4	Rondella piana	Washer
●	●	●	●	●	●	●	●		8	314037326	1	Rubinetto scarico acqua	Drain cock
								●		314051051	1	Rubinetto scarico acqua	Drain cock
									9	163010060	3	Rondella piana	Washer
									10	313320172	1	Interruttore comando gruppo ventilazione	Switch
									11	53331300	1	Rondella	Swltch washer
						●				314062106	1	Staffa super. fiss. radiatore	Upper retalner
●	●	●	●	●	●		●		12	314037106	1	Staffa super. fiss. radiatore	Upper retalner
								●		314020106	1	Staffa super. fiss. radiatore	Upper retainer
						●				314050308	1	Tampone per staffa	Buffer
●	●	●	●	●	●		●		13	314037308	1	Tampone per staffa	Buffer
								●		314030308	1	Tampone per staffa	Buffer
									14	101206016	1	Vite fissaggio staffa	Screw
									15	135300064	1	Rondella elastica	Spnng washer
									16	163010060	1	Rondella piana	Washer
								●	17	323356105	1	Convogliatore aria compl.	Fan blade shroud, assy
●	●	●	●	●	●	●	●			313354105	1	Convogliatore aria compl.	Fan blade shroud, assy
								●	18	323332102	2	Motorino compl. di ventola (AP4)	Fan motor
●	●	●	●	●	●	●	●			313354102	2	Motorino compl. di ventola (AP6)	Fan motor
									19	119142130	4	Vite fix. motorino	Screw
									20	101206025	4	Vite fix. later. convogliatore	Screw
									21	138410060	6	Rondella elastica	Spnng washer
									22	101206030	2	Vite fiss. centr. convogliatore	Screw
									23	169020406	6	Rondella piana	Washer
									24	313320333	2	Molletta ritegno cavi	Spring clamp

MASERATI

COUPÉ 1991

78	77	68	67	59	58	62	52	53	POS N.	N. COD. CODE No.	Q.TA Q.TY	DENOMINAZIONE	DESCRIPTION
								●	25	314053131	1	Complessivo paratia lat. Sx.	L.H. shield assy
	●		●		●	●	●			324050128	1	Complessivo paratia lat. Sx.	R.H. shield assy
						●		●	26	314062129	1	Complessivo paratia lat. Dx.	R.H. shield assy
●	●	●	●	●	●		●			324050129	1	Complessivo paratia lat. Dx.	R.H. shield assy
						●		●	27	314062133	1	Paratia inferiore	Lower bulkhead
●	●	●	●	●	●		●			314053133	1	Paratia inferiore	Lower bulkhead
									28	128350060	3	Dado stop	Nut

RADIATORE E VENTILATORI DI RAFFREDDAMENTO

RADIATOR AND COOLING FANS

TAVOLA DRAWING 14

Compano Modena

MASERATI	MOTORE 4V: IMPIANTO ACCENSIONE - DISTRIBUZIONE	4V ENGINE: IGNITION SYSTEM - DISTRIBUTION	TAVOLA DRAWING 15

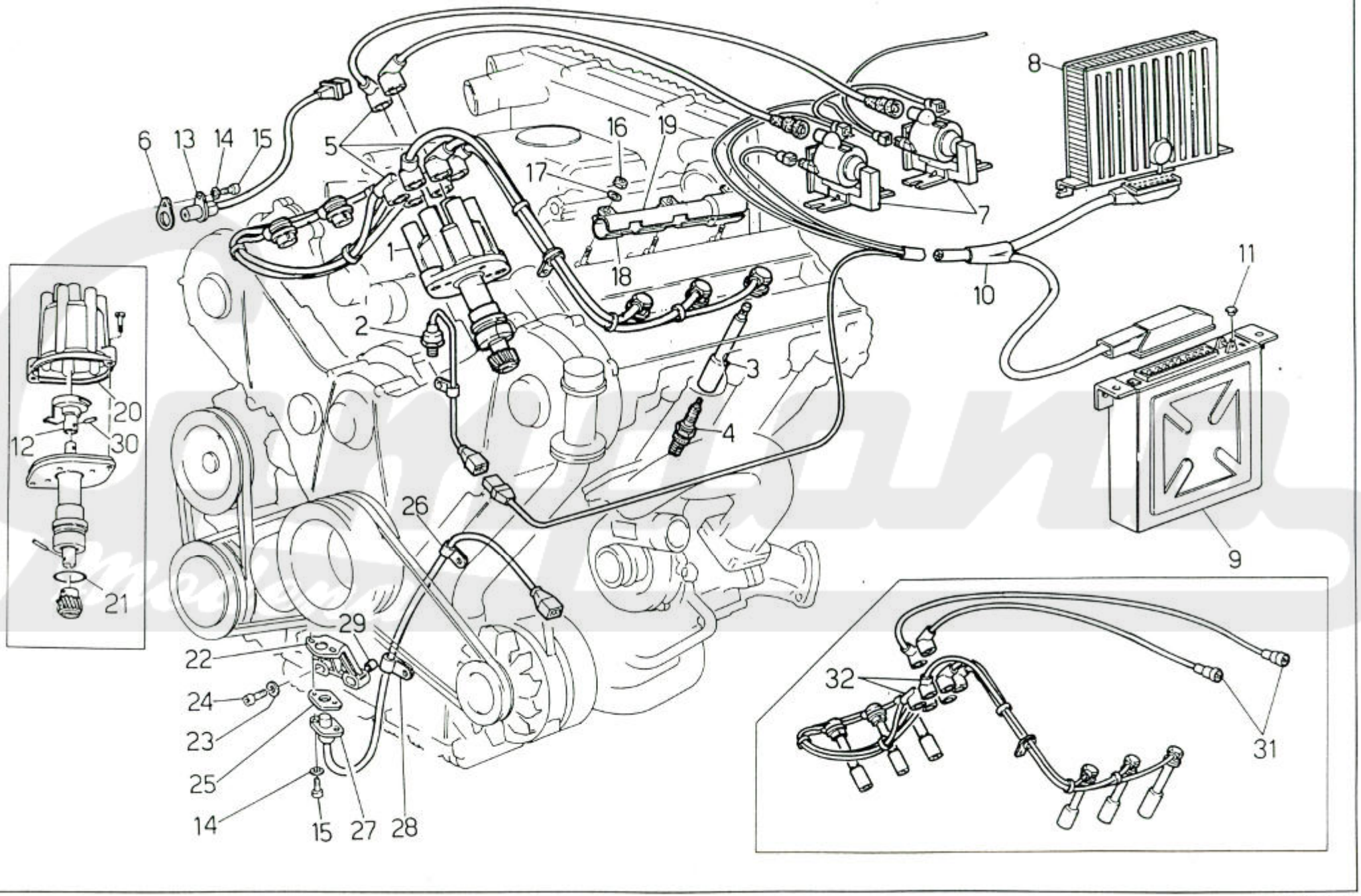

MASERATI

COUPÉ 1991

MOTORE 4V: IMPIANTO ACCENSIONE - DISTRIBUZIONE | 4V ENGINE: IGNITION SYSTEM - DISTRIBUTION | TAVOLA DRAWING 15

78	77	68	67	59	58	62	52	53	POS N.	N. COD. CODE No.	Q.TA Q.TY	DENOMINAZIONE	DESCRIPTION
						●	●	●	1	313253219	1	Distributore accensione	Ignition distributor
						●	●	●	2	313220112	1	Sensore di detonazione	Explosion sensor
								●	3	313253226	6	Prolunga candela	Spark plug extension
						●	●		4	CND97219	6	Candela acc. NGK DCPR 9E	Ignition spark plug NGK DCPR 9E
								●		313253225	6	Candela acc. NGK DCPR 8E	Ignition spark plug NGK DCPR 8E
								●	5	313253220	1	Gruppo cavi candele	Spark plug cables group
						●	●	●	6	313753327	2	Distanziale	Spacer
						●	●		7	313220110	1	Bobina di accensione A	A ignition coil
						●	●			313220111	1	Bobina di accensione B	B ignition coil
								●		313253110	1	Bobina di accensione A	A ignition coil
								●		313253111	1	Bobina di accensione B	B ignition coil
								●	8	313253107	1	Centralina accensione Marelli	Marelli ignition center unit
							●			313252107	1	Centralina accensione Marelli	Marelli ignition center unit
						●				313258107	1	Centralina accensione Marelli	Marelli ignition center unit
								●	9	313753150	1	Centralina iniezione Weber	Weber injection center unit
							●			313752150	1	Centralina iniezione Weber	Weber injection center unit
						●				313758150	1	Centralina iniezione Weber	Weber injection center unit
								●	10	313753153	1	Cablaggio iniezione	Injection wiring
						●	●			313752154	1	Cablaggio iniezione	Injection wiring
						●	●	●	11	313720336	1	Tappo minimo inviolabile	Min. plug
						●	●	●	12	313220222	1	Spazzola rotante	Rotating brush
						●	●	●	13	313753120	1	Sensore elettromagnetico	Electromagnetic sensor
						●	●	●	14	138410050	3	Rondella elastica	Spring washer
						●	●	●	15	313720314	3	Vite	Screw
						●	●	●	16	128350060	6	Dado	Nut
						●	●	●	17	312220411	6	Rondella	Washer
						●	●	●	18	313753318	2	Semiguscio inf.	Lower half shell
						●	●	●	19	313753319	2	Semiguscio sup.	Upper half shell
						●	●	●	20	313220221	1	Calotta distributore	Distributor cover
						●	●	●	21	192415330	1	Anello di tenuta	Seal ring
						●	●	●	22	313720317	1	Supporto sensore elettrom.	Electromagnetic sensor support
						●	●	●	23	138410080	2	Rondella elastica	Spring washer
						●	●	●	24	108008025	2	Vite	Screw
						●	●	●	25	313720327	2	Distanziale	Spacer
						●	●	●	26	313720316	1	Fascetta	Clamp
						●	●	●	27	313720120	1	Sensore elettromagnetico	Electromagnetic sensor

MASERATI

COUPÉ 1991

MOTORE 4V: IMPIANTO ACCENSIONE - DISTRIBUZIONE

4V ENGINE: IGNITION SYSTEM - DISTRIBUTION

TAVOLA DRAWING 15

78	77	68	67	59	58	62	52	53	POS N.	N. COD. CODE No.	Q.TA Q.TY	DENOMINAZIONE	DESCRIPTION
						●	●	●	28	313720315	1	Fascetta sagomata	Shaped clamp
						●	●	●	29	310850350	2	Boccola	Bush
						●	●	●	30	313251225	1	Spina elastica	Elastic pin
						●	●		31	490088401	1	Cavi distributore-bobina	Ignition distributor-coil cables
						●	●		32	490086200	1	Gruppo cavi candele completo di prolunga	Spark plug cables group with extension

Campana Modena

MASERATI	MOTORE 3V: IMPIANTO ACCENSIONE - DISTRIBUZIONE	3V ENGINE: IGNITION SYSTEM - DISTRIBUTION	TAVOLA DRAWING 15/1

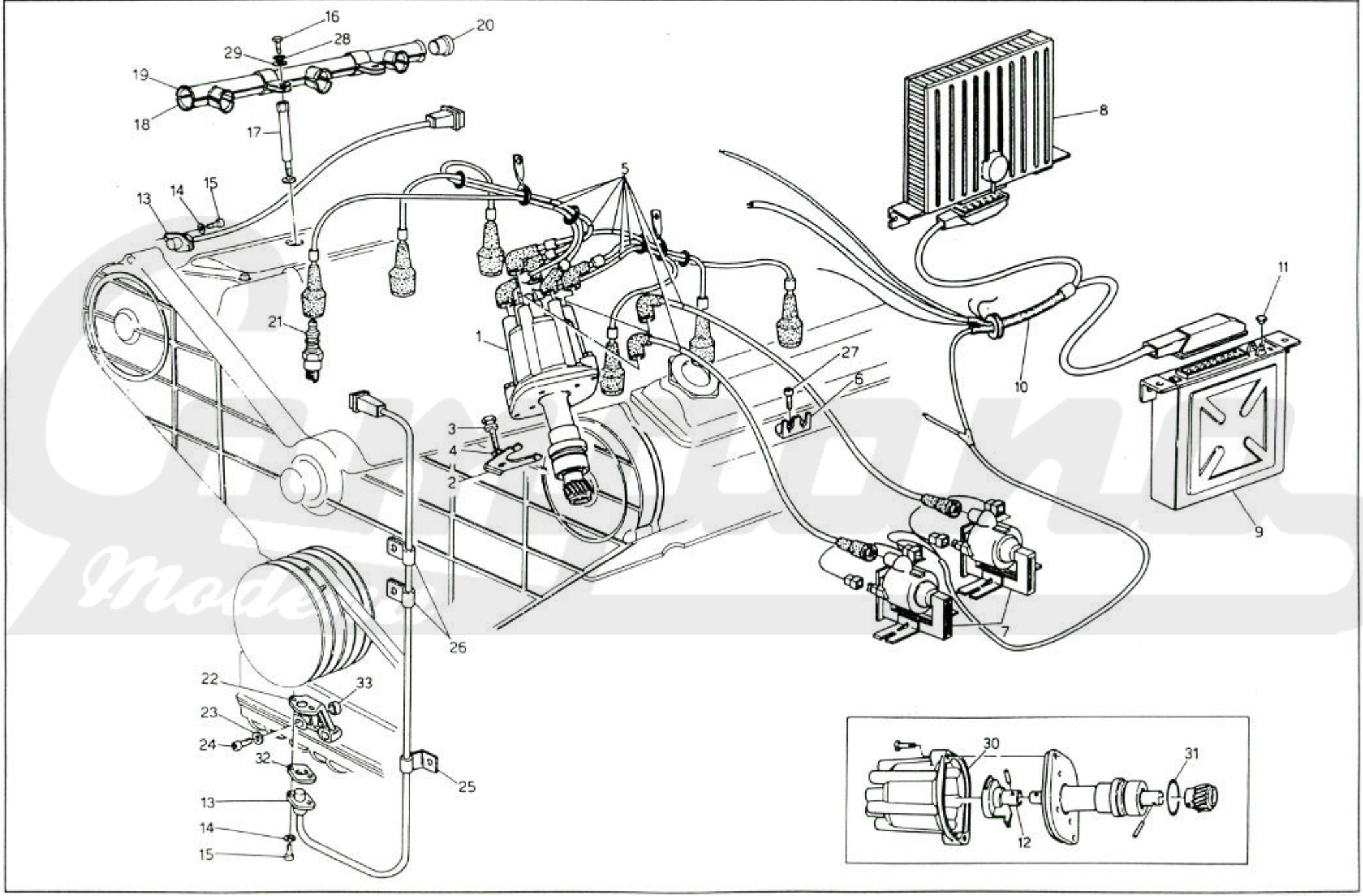

D.E.Ca. - Lugo

MASERATI

COUPÉ 1991

MOTORE 3V: IMPIANTO ACCENSIONE - DISTRIBUZIONE

3V ENGINE: IGNITION SYSTEM - DISTRIBUTION

TAVOLA DRAWING 15/1

78	77	68	67	59	58	62	52	53	POS N.	N. COD. CODE No.	Q.TA Q.TY	DENOMINAZIONE	DESCRIPTION
●	●	●	●	●	●				1	313220219	1	Distributore accensione	Distributor
●	●	●	●	●	●				2	313220406	1	Staffa fiss. distributore	Distributor bracket
●	●	●	●	●	●				3	313250407	1	Bullone	Bolt
●	●	●	●	●	●				4	135600080	1	Rondella elastica	Spring washer
●	●	●	●	●	●				5	313250220	1	Gruppo cavi candele	Spark plugs cable set
●	●	●	●	●	●				6	313220408	1	Squadretta tenuta cavi candele	Bracket
●	●	●	●	●	●				7	313220110	1	Bobina di accensione A	A ignition coil
●	●	●	●	●	●					313220111	1	Bobina di accensione B	B ignition coil
●	●	●	●	●	●				8	323260107	1	Centralina accensione MARELLI	"MARELLI" ignition box
●	●	●	●	●	●				9	323760150	1	Centralina iniezione WEBER	"WEBER" ignition box
				●	●				10	323760151	1	Cablaggio iniezione	Ignition wiring harness
●	●	●	●							313747152	1	Cablaggio iniezione	Ignition wiring harness
●	●	●	●	●	●				11	313720336	1	Tappo minimo inviolabile (nero)	Plug (black)
●	●	●	●	●	●				12	313220222	1	Spazzola rotante	Brush
●	●	●	●	●	●				13	313720120	2	Sensore elettromagnetico	Electromagnetic sensor
●	●	●	●	●	●				14	138410050	4	Rondella	Washer
●	●	●	●	●	●				15	313720314	4	Vite	Screw
●	●	●	●	●	●				16	108006020	3	Vite	Screw
●	●	●	●	●	●				17	319220425	4	Colonnetta	Column
●	●	●	●	●	●				18	313720318	2	Semiguscio inf. cablaggio elettrico	Lower part cable
●	●	●	●	●	●				19	313720319	2	Semiguscio sup. cablaggio elettrico	Upper part cable
●	●	●	●	●	●				20	313720320	1	Tappo per semiguscio	Plug
●	●	●	●	●	●				21	313220224	6	Candela NGK	Spark plug NGK
●	●	●	●	●	●					393200224	6	Candela CHAMPION N6YCC	Spark plug CHAMPION N6YCC
●	●	●	●	●	●				22	313720317	1	Supporto sensore elettrom.	Electromagnetic sensor support
●	●	●	●	●	●				23	313720323	2	Rondella	Washer
●	●	●	●	●	●				24	313720322	2	Vite	Screw
●	●	●	●	●	●				25	313720315	1	Fascetta sagomata	Clamp
●	●	●	●	●	●				26	313720316	2	Fascetta sagomata	Clamp
●	●	●	●	●	●				27	108006025	1	Vite	Screw
●	●	●	●	●	●				28	138410060	4	Rondella elastica	Spring washer
●	●	●	●	●	●				29	312220411	4	Rondella piana	Washer
●	●	●	●	●	●				30	313220221	1	Calotta distributore	Distributor cap
●	●	●	●	●	●				31	192415330	1	Anello di tenuta	Seal ring
●	●	●	●	●	●				32	313720327	2	Distanziale	Spacer
●	●	●	●	●	●				33	310850350	2	Boccola	Bushing

MASERATI	ALTERNATORE "DELCO"	"DELCO" ALTERNATOR	TAVOLA DRAWING 16

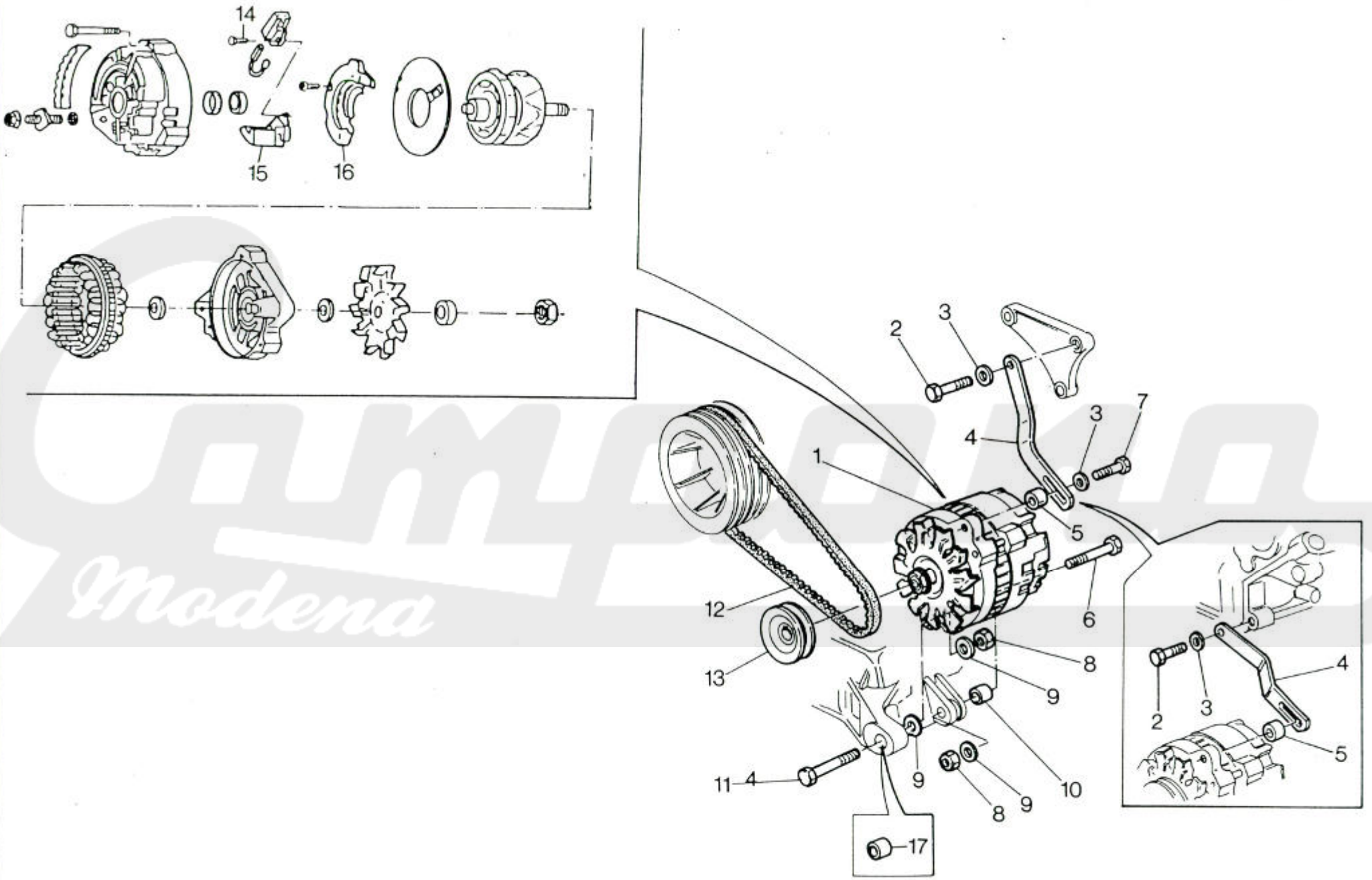

Campagna Modena

MASERATI

COUPÉ 1991

78	77	68	67	59	58	62	52	53	POS N.	N. COD. CODE No.	Q.TA Q.TY	DENOMINAZIONE	DESCRIPTION
						●	●	●	1	313053214	1	Alternatore (senza puleggia)	Alternator (without pulley)
									2	100708040	1	Bullone	Bolt
●	●	●	●	●	●					101208025	1	Bullone	Bolt
									3	317832393	2	Rondella	Washer
						●	●	●	4	313053407	1	Puntalino	Adjusting bracket
●	●	●	●	●	●					313054407	1	Puntalino	Adjusting bracket
									5	323758508	1	Distanziale	Spacer
									6	100710075	1	Bullone	Bolt
									7	1007008035	1	Bullone	Bolt
									8	128300100	2	Dado	Nut
									9	313020414	2	Rondella	Washer
									10	323758506	1	Distanziale	Spacer
									11	100710050	1	Bullone	Bolt
									12	313054421	1	Cinghia alternatore	Alternator belt
									13	313053215	1	Puleggia	Pulley
									14	393050207	1	Complex. portaspazzole	Brush holder complete assy
									15	393050208	1	Regolatore di tensione	Voltage regulator
									16	393050209	1	Ponte raddrizzatore	Rectifier bridge
●	●	●	●	●	●				17	473080600	1	Boccola	Bushing

ALTERNATORE "DELCO" | "DELCO" ALTERNATOR | TAVOLA DRAWING 16

Emporio Modena

MASERATI	COMPRESSORE ARIA CONDIZIONATA E SUPPORTI	AIR COMPRESSOR AND BRACKETS	TAVOLA DRAWING 17

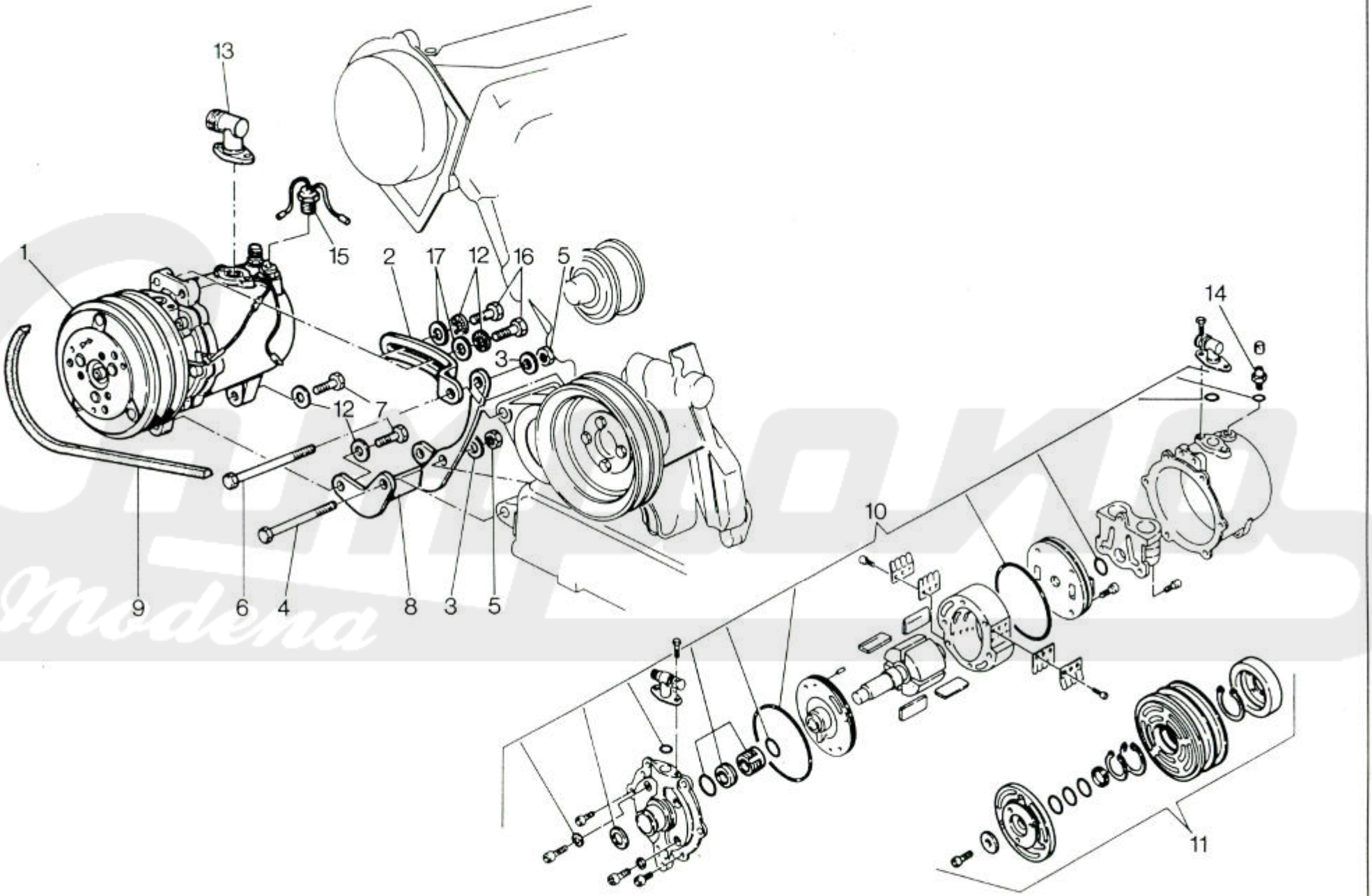

Classic Modena

MASERATI

COUPÉ 1991

78 77 68 67 59 58 62 52 53

COMPRESSORE ARIA CONDIZIONATA E SUPPORTI | AIR COMPRESSOR AND BRACKETS | TAVOLA DRAWING 17

POS N.	N. COD. CODE No.	Q.TA Q.TY	DENOMINAZIONE	DESCRIPTION
1	315553016	1	Compressore A.C.	Air cond. compressor
2	315520125	1	Puntalino registro	Thrust pad
3	135900105	2	Rondella	Washer
4	100710075	1	Bullone	Bolt
5	128300100	2	Dado	Nut
6	100710085	1	Bullone	Bolt
7	101210025	2	Bullone	Bolt
8	315520126	1	Supporto	Support
9	315522342	1	Cinghia	Belt
10	315520008	1	Kit revisione	Overhaul kit
11	315520024	1	Kit frizione magnetica	Magnetic clutch kit
12	135500100	4	Rondella dentellata	Spring washer
13	315532128	1	Raccordo	Connector
14	315520124	1	Valvola di servizio	Service valve
15	315520131	1	Interruttore termico	Thermal switch
16	101210030	2	Bullone	Bolt
17	315520442	2	Rondella piana	Washer

Carparts Modena

MASERATI	IMPIANTO ARIA CONDIZIONATA (GUIDA SX.)	AIR CONDITIONING SYSTEM (L.H. STEERING)	TAVOLA DRAWING 18

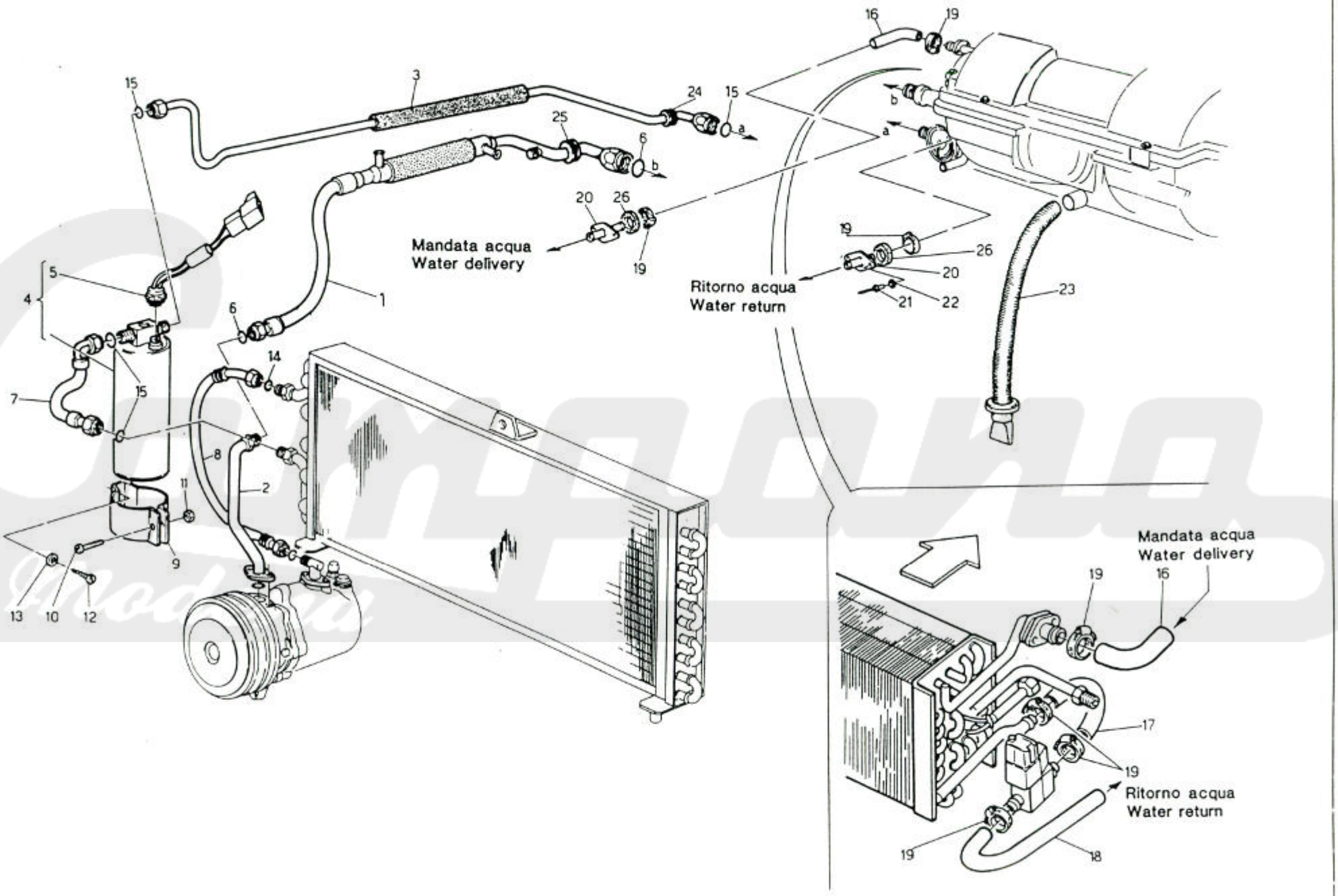

D.E.Ca. - Lugo

MASERATI

COUPÉ 1991

78	77	68	67	59	58	62	52	53	POS N.	N. COD. CODE No.	Q.TA Q.TY	DENOMINAZIONE	DESCRIPTION
				●	●	●	●	●	1	325554173	1	Tubo ritorno Freon. con raffredd. benzina	Upper Freon return line
				●	●	●	●	●	2	315553185	1	Tubo ritorno Freon	Freon return line
				●	●	●	●	●	3	315551182	1	Tubo mandata Freon.	Freon delivery line
				●	●	●	●	●	4	315520174	1	Filtro compl.	Filter assy
				●	●	●	●	●	5	315520175	1	Pressostato di max. e di min.	Max. and Min. capacity pressure switch
				●	●	●	●	●	6	⁂	2	OR 1/2" tubo Freon	O-Ring 1/2" Freon line
				●	●	●	●	●	7	315550181	1	Tubo mandata Freon	Freon delivery line
				●	●	●	●	●	8	315553179	1	Tubo mandata Freon	Freon delivery line
				●	●	●	●	●	9	315520301	1	Fascetta	Clamp
				●	●	●	●	●	10	101206025	1	Vite	Screw
				●	●	●	●	●	11	128300060	1	Dado	Nut
				●	●	●	●	●	12	119148160	2	Vite	Screw
				●	●	●	●	●	13	169020005	2	Vite	Screw
				●	●	●	●	●	14	⁂	1	OR 5/8" Tubo Freon	O-Ring 5/8" Freon line
				●	●	●	●	●	15	⁂	4	OR 3/8" Tubo Freon	O-Ring 3/8" Freon line
				●	●	●	●	●	16	315520479	1	Tubo acqua	Water line
				●	●	●	●	●	17	315520480	1	Tubo acqua	Water line
				●	●	●	●	●	18	315520481	1	Tubo acqua	Water line
				●	●	●	●	●	19	186402028	6	Fascetta	Clamp
				●	●	●	●	●	20	315520370	2	Raccordo	Connection
				●	●	●	●	●	21	164323413	4	Rivetto pop.	Pop rivet
				●	●	●	●	●	22	169020005	4	Rondella piana	Washer
				●	●	●	●	●	23	315520017	1	Tubaz. scarico condensa	Exhaust line
				●	●	●	●	●	24	31331303	1	Passacavo	Grommet
				●	●	●	●	●	25	315520371	1	Passacavo	Grommet
				●	●	●	●	●	26	315520372	2	Guarnizione	Gasket

IMPIANTO ARIA CONDIZIONATA (GUIDA SX.) | AIR CONDITIONING SYSTEM (L.H. STEERING) | TAVOLA DRAWING 18

⁂ Non fornito
Not supplied

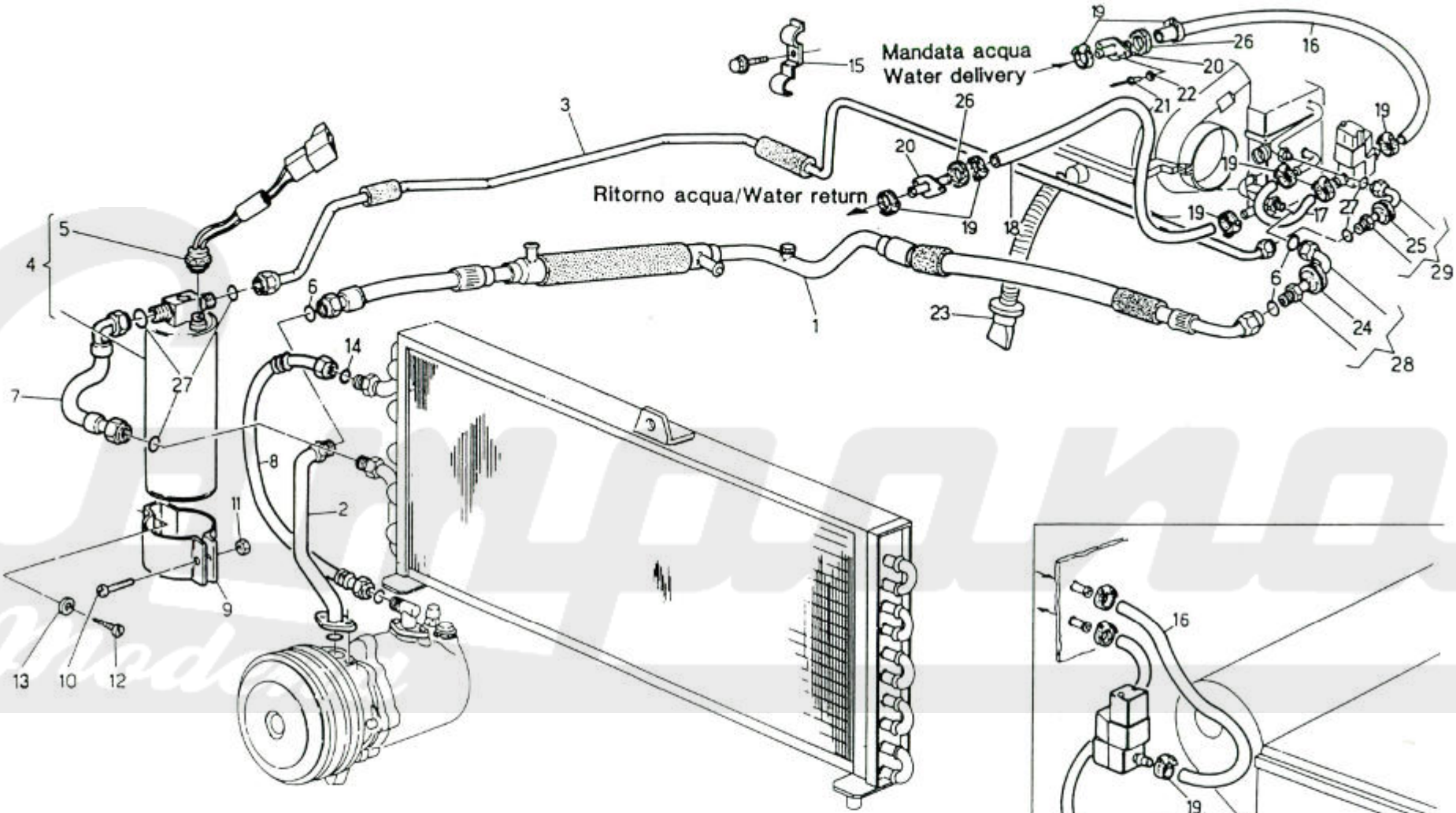

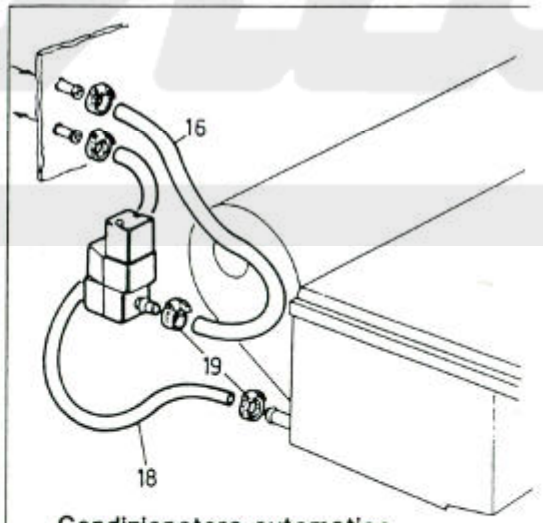

Condizionatore automatico
Automatic conditioner

MASERATI

COUPÉ 1991

78	77	68	67	59	58	62	52	53	POS N.	N. COD. CODE No.	Q.TA Q.TY	DENOMINAZIONE	DESCRIPTION
												IMPIANTO ARIA CONDIZIONATA (GUIDA DX.)	AIR CONDITIONING SYSTEM (R.H. STEERING)
●	●	●	●						1	315570111	1	Tubo ritorno Freon dall'evapor. con raffr.	Return pipe with fuel cooling
●	●	●	●						2	325570250	1	Tubo ritorno freon	Return pipe
●	●	●	●						3	315547105	1	Tubo mandata freon	Delivery pipe
●	●	●	●						4	315520174	1	Filtro completo	Filter assy
●	●	●	●						5	315520175	1	Pressostato di max. e min.	Switch
●	●	●	●						6	*	3	OR 1/2" tubo rit. freon	OR freon return line
●	●	●	●						7	315550181	1	Tubo mandata freon	Delivery pipe
●	●	●	●						8	315553179	1	Tubo mandata freon	Delivery pipe
●	●	●	●						9	315520301	1	Fascetta	Clamp
●	●	●	●						10	101206025	1	Vite	Screw
●	●	●	●						11	128300060	1	Dado	Nut
●	●	●	●						12	119148160	2	Vite	Screw
●	●	●	●						13	169020005	2	Vite	Screw
●	●	●	●						14	*	1	OR 3/8" Tubo Freon	OR 5/8" Freon line
●	●	●	●						15	315527302	2	Staffa	Bracket
●	●	●	●						16	315570359	1	Tubo mandata acqua	Delivery water line
●	●	●	●						17	315520480	1	Tubo acqua	Water line
●	●	●	●						18	315570358	1	Tubo ritorno acqua	Return water line
●	●	●	●						19	186402028	4	Fascett a	Clamp
●	●	●	●						20	315520370	2	Raccordo	Union
●	●	●	●						21	164323413	4	Rivetto pop	Pop rivet
●	●	●	●						22	169020005	4	Rondella piana	Washer
●	●	●	●						23	315520017	1	Tubazione scarico condensa	Pipe
●	●	●	●						24	31331303	1	Passacavo	Chock
●	●	●	●						25	315520371	2	Passacavo	Chock
●	●	●	●						26	315520372	2	Guarnizione	Gasket
●	●	●	●						27	*	5	OR 3/8"	OR 3/8"
●	●	●	●						28	315570111	1	Raccordo ritorno completo	Return connector assy
●	●	●	●						29	315527112	1	Raccordo mandata completo	Delivery connector assy

TAVOLA DRAWING	18/1

* Non fornito
  Not supplied

D.E.Ca. - Lugo

MASERATI	CONDENSATORE	CONDENSER	TAVOLA DRAWING 18/2

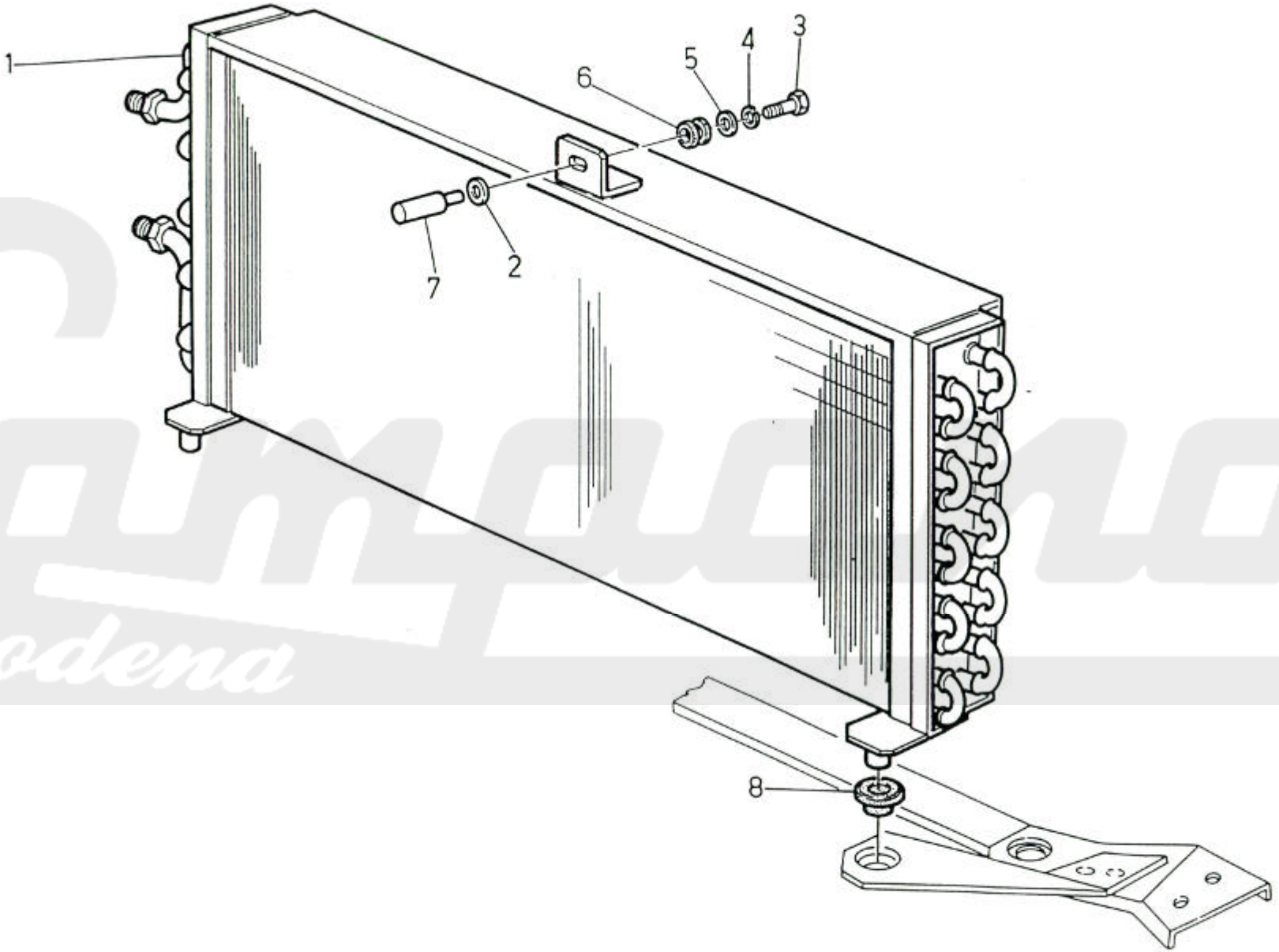

Carello Modena

MASERATI

COUPÉ 1991

78	77	68	67	59	58	62	52	53	POS N.	N. COD. CODE No.	Q.TA Q.TY	DENOMINAZIONE	DESCRIPTION
	•		•		•		•	•		315553220	1	Condensatore birango maggiorato	Oversize condenser
•		•		•		•			1	325555220	1	Condensatore birango	Condenser
										395550220	1	Condensatore birango	Condenser
									2	135900105	1	Rondella piana	Washer
									3	101206030	1	Vite	Screw
									4	135300064	1	Rondella elastica	Spring washer
									5	135900064	2	Rondella piana	Washer
									6	315520375	1	Anello	Ring
•	•	•	•	•	•					325556376	1	Distanziale	Spacer
							•	•	7	315553376	1	Distanziale	Spacer
						•				315520376	1	Distanziale	Spacer
									8	53401312	2	Boccola	Bushing

CONDENSATORE | CONDENSER | TAVOLA DRAWING 18/2

Compano Modena

MASERATI	MOTORINO AVVIAMENTO "VALEO"	STARTER MOTOR "VALEO"	TAVOLA DRAWING 19

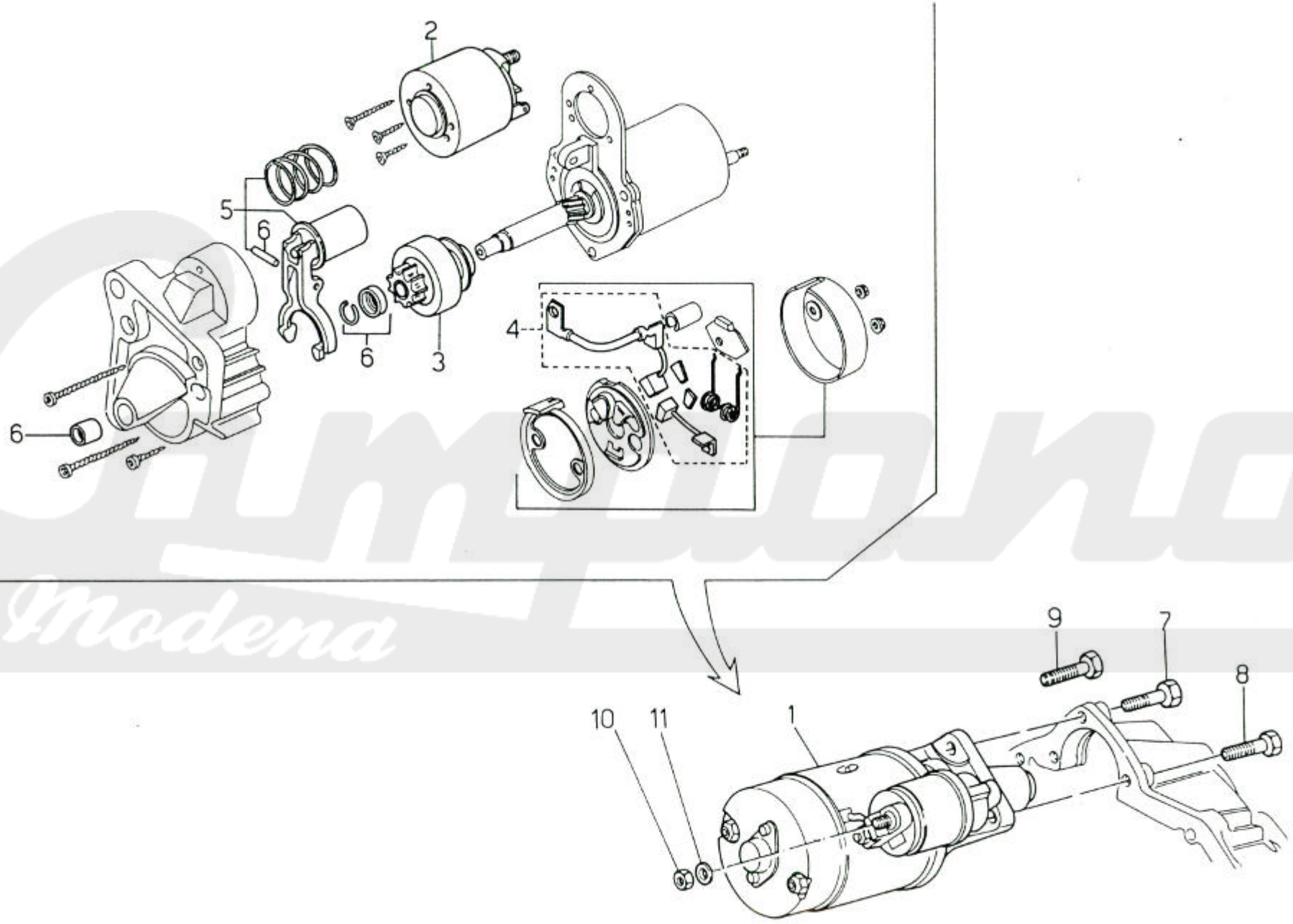

Campione Modena

MASERATI

COUPÉ 1991

78 77 68 67 59 58 62 52 53

MOTORINO AVVIAMENTO "VALEO" | STARTER MOTOR "VALEO" | TAVOLA DRAWING 19

POS N.	N. COD. CODE No.	Q.TA Q.TY	DENOMINAZIONE	DESCRIPTION
1	313453201	1	**MOTORINO AVVIAMENTO COMPLETO**	**COMPLETE STARTER MOTOR**
2	313453203	1	Elettromagnete	Electro-magnet
3	313453204	1	Innesto avviamento	Starting dogs
4	313453202	1	Serie spazzole mot. avviamento	Starter motor brush set
5	313453200	1	Forcella di comando	Control fork
6	313453205	1	Kit revisione mot. avv.	Starter overhaul kit
7	313453302	1	Vite	Screw
8	100708040	1	Vite	Screw
9	100708045	1	Vite fix. mot. e cavo massa	Engine and earth cable fastening screw
10	125100080	1	Dado	Nut
11	138410080	1	Rondella elastica	Spring washer

Compano Modena